

**Grade 5**



# **Phonics/Spelling PRACTICE BOOK**



**Macmillan/McGraw-Hill**

The **McGraw-Hill** Companies



Published by Macmillan/McGraw-Hill, of McGraw-Hill Education, a division of The McGraw-Hill Companies, Inc.,  
Two Penn Plaza, New York, New York 10121.

Copyright © by Macmillan/McGraw-Hill. All rights reserved. No part of this publication may be reproduced or  
distributed in any form or by any means, or stored in a database or retrieval system, without the prior written  
consent of The McGraw-Hill Companies, Inc., including, but not limited to, network storage or transmission, or  
broadcast for distance learning.

Printed in the United States of America

2 3 4 5 6 7 8 9 10 024 09 08 07 06

# Contents

## Unit I • Challenges

### School Contests Miss Alaineus Short Vowels

Pretest . . . . .	1
Practice . . . . .	2
Word Sort. . . . .	3
Word Meaning . . . . .	4
Proofreading . . . . .	5
Posttest . . . . .	6

### American Legends Davy Crockett Saves the World Long Vowels

Pretest . . . . .	7
Practice . . . . .	8
Word Sort. . . . .	9
Word Meaning . . . . .	10
Proofreading . . . . .	11
Posttest . . . . .	12

### Trees for Life Time For Kids: Forests of the World Words with /ü/, /ū/, /ù/

Pretest . . . . .	13
Practice . . . . .	14
Word Sort. . . . .	15
Word Meaning . . . . .	16
Proofreading . . . . .	17
Posttest . . . . .	18

### Exploring Space Ultimate Field Trip 5: Blasting Off to Space Academy Words with /är/, /âr/, /ôr/

Pretest . . . . .	19
Practice . . . . .	20
Word Sort. . . . .	21
Word Meaning . . . . .	22
Proofreading . . . . .	23
Posttest . . . . .	24

### Rescue Dogs Pipolo and the Roof Dogs Words with /ûr/, /îr/

Pretest . . . . .	25
Practice . . . . .	26
Word Sort. . . . .	27
Word Meaning . . . . .	28
Proofreading . . . . .	29
Posttest . . . . .	30

### Unit I Review Test

. . . . .	31, 32
-----------	--------

## Unit 2 • Discoveries

<b>People Helping Animals</b>	Pretest . . . . .	33
<b>Shiloh</b>	Practice . . . . .	34
<b>Compound Words</b>	Word Sort . . . . .	35
	Word Meaning . . . . .	36
	Proofreading . . . . .	37
	Posttest . . . . .	38
<b>Slithery Snakes!</b>	Pretest . . . . .	39
<b>Rattlers!</b>	Practice . . . . .	40
<b>Plurals</b>	Word Sort . . . . .	41
	Word Meaning . . . . .	42
	Proofreading . . . . .	43
	Posttest . . . . .	44
<b>Remembering the Past</b>	Pretest . . . . .	45
<b>Time For Kids:</b>	Practice . . . . .	46
<b>Maya Lin: Architect of</b>	Word Sort . . . . .	47
<b>Memory</b>	Word Meaning . . . . .	48
<b>Words with Inflected</b>	Proofreading . . . . .	49
<b>Endings -ed and -ing</b>	Posttest . . . . .	50
<b>The Caribbean Islands</b>	Pretest . . . . .	51
<b>The Night of San Juan</b>	Practice . . . . .	52
<b>Words with /ô/, /ou/, /oi/</b>	Word Sort . . . . .	53
	Word Meaning . . . . .	54
	Proofreading . . . . .	55
	Posttest . . . . .	56
<b>Cowboys and Cowgirls</b>	Pretest . . . . .	57
<b>Black Cowboy Wild</b>	Practice . . . . .	58
<b>Horses</b>	Word Sort . . . . .	59
<b>VCCV Pattern</b>	Word Meaning . . . . .	60
	Proofreading . . . . .	61
	Posttest . . . . .	62
<b>Unit 2 Review Test</b>	. . . . .	63, 64

### Unit 3 • Turning Points

<b>The American Revolution</b>	Pretest . . . . .	65
<b>Sleds on Boston Common</b>	Practice . . . . .	66
<b>V/CV and VC/V Patterns</b>	Word Sort. . . . .	67
	Word Meaning . . . . .	68
	Proofreading . . . . .	69
	Posttest . . . . .	70
<b>The Right to Vote When Esther Morris Headed West</b>	Pretest . . . . .	71
<b>V/V Pattern</b>	Practice . . . . .	72
	Word Sort. . . . .	73
	Word Meaning . . . . .	74
	Proofreading . . . . .	75
	Posttest . . . . .	76
<b>Protecting the Environment</b>	Pretest . . . . .	77
<b>Time For Kids: Beyond the Horizon</b>	Practice . . . . .	78
<b>VCCCV Pattern</b>	Word Sort. . . . .	79
	Word Meaning . . . . .	80
	Proofreading . . . . .	81
	Posttest . . . . .	82
<b>Desert Habitats</b>	Pretest . . . . .	83
<b>My Great-Grandmother's Gourd</b>	Practice . . . . .	84
<b>Vowel Patterns in Accented Syllables</b>	Word Sort. . . . .	85
	Word Meaning . . . . .	86
	Proofreading . . . . .	87
	Posttest . . . . .	88
<b>Into the Future</b>	Pretest . . . . .	89
<b>Zathura</b>	Practice . . . . .	90
<b>Words with Final /ər/</b>	Word Sort. . . . .	91
	Word Meaning . . . . .	92
	Proofreading . . . . .	93
	Posttest . . . . .	94
<b>Unit 3 Review Test</b>	. . . . .	95, 96

## Unit 4 • Experiences

<b>Civil Rights</b>	Pretest . . . . .	97
<b>Goin' Someplace Special</b>	Practice . . . . .	98
<b>Words with Final /əl/ and /ən/</b>	Word Sort . . . . .	99
	Word Meaning . . . . .	100
	Proofreading . . . . .	101
	Posttest . . . . .	102
 <b>Animal Defenses</b>	 Pretest . . . . .	 103
<b>Carlos and the Skunk</b>	Practice . . . . .	104
<b>Words with Accented Syllables</b>	Word Sort . . . . .	105
	Word Meaning . . . . .	106
	Proofreading . . . . .	107
	Posttest . . . . .	108
 <b>Democracy</b>	 Pretest . . . . .	 109
<b>Time For Kids:</b>	Practice . . . . .	110
<b>Getting Out the Vote</b>	Word Sort . . . . .	111
<b>Accented Syllables in Homographs</b>	Word Meaning . . . . .	112
	Proofreading . . . . .	113
	Posttest . . . . .	114
 <b>Extreme Weather</b>	 Pretest . . . . .	 115
<b>Hurricanes</b>	Practice . . . . .	116
<b>Words with /chər/ and /zhər/</b>	Word Sort . . . . .	117
	Word Meaning . . . . .	118
	Proofreading . . . . .	119
	Posttest . . . . .	120
 <b>Trickster Tales</b>	 Pretest . . . . .	 121
<b>The Catch of the Day:</b>	Practice . . . . .	122
<b>A Trickster Play</b>	Word Sort . . . . .	123
<b>Words with -ance and -ence</b>	Word Meaning . . . . .	124
	Proofreading . . . . .	125
	Posttest . . . . .	126
 <b>Unit 4 Review Test</b>	 .....	 127, 128

## Unit 5 • Achievements

North Pole, South Pole <b>Spirit of Endurance</b> <b>Words with Soft g</b>	Pretest . . . . .	129
	Practice . . . . .	130
	Word Sort . . . . .	131
	Word Meaning . . . . .	132
	Proofreading . . . . .	133
	Posttest . . . . .	134
 Fantastic Foods <b>Weslandia</b> <b>Homophones</b>	 Pretest . . . . .	 135
	Practice . . . . .	136
	Word Sort . . . . .	137
	Word Meaning . . . . .	138
	Proofreading . . . . .	139
	Posttest . . . . .	140
 Learning from Nature <b>Time For Kids:</b> <b>A Historic Journey</b> <b>Words with Prefixes <i>dis-</i>, <i>in-</i>, <i>mis-</i>, and <i>pre-</i></b>	 Pretest . . . . .	 141
	Practice . . . . .	142
	Word Sort . . . . .	143
	Word Meaning . . . . .	144
	Proofreading . . . . .	145
	Posttest . . . . .	146
 Talking in Codes <b>The Unbreakable Code</b> <b>Words with Suffixes <i>-less</i> and <i>-ness</i></b>	 Pretest . . . . .	 147
	Practice . . . . .	148
	Word Sort . . . . .	149
	Word Meaning . . . . .	150
	Proofreading . . . . .	151
	Posttest . . . . .	152
 Whales <b>The Gri Gri Tree</b> <b>Adding <i>-ion</i></b>	 Pretest . . . . .	 153
	Practice . . . . .	154
	Word Sort . . . . .	155
	Word Meaning . . . . .	156
	Proofreading . . . . .	157
	Posttest . . . . .	158
 <b>Unit 5 Review Test</b>	 . . . . .	 159, 160


## Unit 6 • Great Ideas

Fairy Tales	Pretest . . . . .	161
<b>The Golden Mare, the Firebird, and the Magic Ring</b>	Practice . . . . .	162
<b>Greek Roots</b>	Word Sort . . . . .	163
	Word Meaning . . . . .	164
	Proofreading . . . . .	165
	Posttest . . . . .	166
 Camping Out	 Pretest . . . . .	 167
<b>Skunk Scout</b>	Practice . . . . .	168
<b>Latin Roots</b>	Word Sort . . . . .	169
	Word Meaning . . . . .	170
	Proofreading . . . . .	171
	Posttest . . . . .	172
 Improving Lives	 Pretest . . . . .	 173
<b>Time For Kids:</b>	Practice . . . . .	174
<b>A Dream Comes True</b>	Word Sort . . . . .	175
<b>Words from Mythology</b>	Word Meaning . . . . .	176
	Proofreading . . . . .	177
	Posttest . . . . .	178
 Balloon Flight	 Pretest . . . . .	 179
<b>Up in the Air:</b>	Practice . . . . .	180
<b>The Story of Balloon</b>	Word Sort . . . . .	181
<b>Flight</b>	Word Meaning . . . . .	182
<b>Number Prefixes <i>uni-</i>, <i>bi-</i>, <i>tri-</i>, and <i>cent-</i></b>	Proofreading . . . . .	183
	Posttest . . . . .	184
 Scientists at Work	 Pretest . . . . .	 185
<b>Hidden Worlds</b>	Practice . . . . .	186
<b>Words with <i>-able</i> and <i>-ible</i></b>	Word Sort . . . . .	187
	Word Meaning . . . . .	188
	Proofreading . . . . .	189
	Posttest . . . . .	190
 Unit 6 Review Test	 .....	 191, 192



Name \_\_\_\_\_

**Fold back the paper along the dotted line. Write the words in the blanks as they are read aloud. When you finish the test, unfold the paper. Use the list at the right to correct any spelling mistakes.**



- |                                  |           |
|----------------------------------|-----------|
| 1. _____                         | 1. jut    |
| 2. _____                         | 2. nick   |
| 3. _____                         | 3. tenth  |
| 4. _____                         | 4. shrug  |
| 5. _____                         | 5. stuff  |
| 6. _____                         | 6. sense  |
| 7. _____                         | 7. damp   |
| 8. _____                         | 8. cot    |
| 9. _____                         | 9. fling  |
| 10. _____                        | 10. notch |
| 11. _____                        | 11. gush  |
| 12. _____                        | 12. scan  |
| 13. _____                        | 13. batch |
| 14. _____                        | 14. rough |
| 15. _____                        | 15. stump |
| 16. _____                        | 16. tough |
| 17. _____                        | 17. laugh |
| 18. _____                        | 18. guess |
| 19. _____                        | 19. lead  |
| 20. _____                        | 20. dove  |
| <b>Review Words</b> 21. _____    | 21. past  |
| 22. _____                        | 22. dock  |
| 23. _____                        | 23. plum  |
| <b>Challenge Words</b> 24. _____ | 24. cinch |
| 25. _____                        | 25. blond |



Name \_\_\_\_\_

## Using the Word Study Steps

1. LOOK at the word.
2. SAY the word aloud.
3. STUDY the letters in the word.
4. WRITE the word.
5. CHECK the word.  
Did you spell the word right?  
If not, go back to step 1.

## Find and Circle

Where are the spelling words?

d a m p e f g t e n t h w r t a r l t q g u e s s t u p c o t r
b r d s t u m p e l a u g h b z x e n i c k a r t s h r u g e t
s c a n t o u g h m t s a p b a t c h e y s e n s e g l u w a
g f l i n g i g u s h r o u g h h j u t c h c s t u f f d o v e
c k o d h w q l e a d v n o t c h c n i h c l o k m l p u e r

## Alphabetical Order

Use the lines below to write the spelling words in alphabetical order.

- |          |           |           |           |
|----------|-----------|-----------|-----------|
| 1. _____ | 6. _____  | 11. _____ | 16. _____ |
| 2. _____ | 7. _____  | 12. _____ | 17. _____ |
| 3. _____ | 8. _____  | 13. _____ | 18. _____ |
| 4. _____ | 9. _____  | 14. _____ | 19. _____ |
| 5. _____ | 10. _____ | 15. _____ | 20. _____ |



Name \_\_\_\_\_

batch  
nick  
rough  
lead

dove  
fling  
shrug  
gush

stuff  
notch  
jut  
damp

tenth  
scan  
guess  
cot

tough  
stump  
laugh  
sense

Sort each spelling word by finding the sound and spelling pattern to which it belongs.

**Short a spelled *a***

1. \_\_\_\_\_
2. \_\_\_\_\_
3. \_\_\_\_\_

**Short a spelled *au***

1. \_\_\_\_\_

**Short e spelled *e***

1. \_\_\_\_\_
2. \_\_\_\_\_

**Short e spelled *ue***

1. \_\_\_\_\_

**Short e spelled *ea***

1. \_\_\_\_\_

**Short i spelled *i***

1. \_\_\_\_\_
2. \_\_\_\_\_

**Short o spelled *o***

1. \_\_\_\_\_
2. \_\_\_\_\_

**Short u spelled *u***

1. \_\_\_\_\_
2. \_\_\_\_\_
3. \_\_\_\_\_
4. \_\_\_\_\_
5. \_\_\_\_\_

**Short u spelled *o***

1. \_\_\_\_\_

**Short u spelled *ou***

1. \_\_\_\_\_
2. \_\_\_\_\_

Name \_\_\_\_\_

batch	dove	stuff	tenth	tough
nick	fling	notch	scan	stump
rough	shrug	jut	guess	laugh
lead	gush	damp	cot	sense

## Definitions

Write the spelling word that matches each definition below.

- |                    |                        |
|--------------------|------------------------|
| 1. throw _____     | 7. bird _____          |
| 2. wet _____       | 8. small cut _____     |
| 3. small bed _____ | 9. confuse _____       |
| 4. pour out _____  | 10. not smooth _____   |
| 5. mark _____      | 11. group _____        |
| 6. stick out _____ | 12. read quickly _____ |

## Finish the Sentences

Write the spelling word that best completes each sentence.

13. It was a \_\_\_\_\_ word to spell.
14. The \_\_\_\_\_ question was the hardest of all.
15. His answer did not make \_\_\_\_\_.
16. She was happy and started to \_\_\_\_\_.
17. She took a \_\_\_\_\_ because she did not know the answer.
18. He was unsure and answered the question with a \_\_\_\_\_.
19. He had too much \_\_\_\_\_ in his desk.
20. She gave him a \_\_\_\_\_ pencil for the test.

**Circle the misspelled words in the set of instructions. Write the words correctly on the lines below.**

You will receive a list of ten words for the spelling bee. Before the contest begins, skain the list of words. The tinth word on the list is a bonus word. Its spelling is unusual and may stumpe you. You will get an extra point if you spell the bonus word correctly.

Here are some tips for the contest. If a word does not make cents to you, ask to hear it again. If you are not sure how to spell a word, take a gess. Last but not least, don't worry if your hands feel dap. That just means you are feeling a little nervous.

1. \_\_\_\_\_ 3. \_\_\_\_\_ 5. \_\_\_\_\_  
2. \_\_\_\_\_ 4. \_\_\_\_\_ 6. \_\_\_\_\_

**Have you ever watched or taken part in a contest? Write a description of what happened or what you think might happen at a contest, using four spelling words.**

This image shows a blank sheet of white paper with horizontal ruling lines. The lines are evenly spaced and extend across the width of the page. There are no margins, text, or other markings on the paper.

Name \_\_\_\_\_

Look at the words in each set below. One word in each set is spelled correctly. Use a pencil to fill in the circle next to the correct word. Before you begin, look at the sample set of words. Sample A has been done for you. Do Sample B by yourself. When you are sure you know what to do, you may go on with the rest of the page.

## Sample A:

- Ⓐ lump
- Ⓑ lumpe
- Ⓒ lumpp
- Ⓓ luump

## Sample B:

- Ⓔ tacke
- Ⓕ taak
- Ⓖ tack
- Ⓗ takk

1. Ⓐ batch  
Ⓑ bach  
Ⓒ baatch  
Ⓓ bache

6. Ⓔ nik  
Ⓕ nikke  
Ⓖ nicke  
Ⓗ nick

11. Ⓐ gess  
Ⓑ gues  
Ⓒ guess  
Ⓓ guss

16. Ⓔ guush  
Ⓕ gushe  
Ⓖ gush  
Ⓗ gussh

2. Ⓔ rugh  
Ⓑ rughe  
Ⓒ rough  
Ⓓ rogh

7. Ⓐ shrugg  
Ⓑ shrug  
Ⓒ shruge  
Ⓓ shruug

12. Ⓔ sense  
Ⓑ senss  
Ⓖ sens  
Ⓗ seens

17. Ⓐ dove  
Ⓑ duv  
Ⓒ duve  
Ⓓ dov

3. Ⓐ stumpe  
Ⓑ stuump  
Ⓒ stummp  
Ⓓ stump

8. Ⓔ tenth  
Ⓑ teenth  
Ⓖ tenthe  
Ⓗ teenthe

13. Ⓐ dampe  
Ⓑ dammp  
Ⓒ daamp  
Ⓓ damp

18. Ⓔ lead  
Ⓑ lede  
Ⓖ leade  
Ⓗ ledd

4. Ⓔ joot  
Ⓑ jut  
Ⓒ jat  
Ⓓ gat

9. Ⓐ stouff  
Ⓑ stuff  
Ⓒ stufe  
Ⓓ stufte

14. Ⓔ kot  
Ⓑ koot  
Ⓒ cot  
Ⓓ cott

19. Ⓐ nootch  
Ⓑ noch  
Ⓒ notch  
Ⓓ noutch

5. Ⓐ tough  
Ⓑ touff  
Ⓒ tuf  
Ⓓ tugh


10. Ⓔ lafe  
Ⓑ laagh  
Ⓖ lagh  
Ⓗ laugh

15. Ⓐ fling  
Ⓑ flinge  
Ⓒ fliing  
Ⓓ faling

20. Ⓔ scane  
Ⓑ scan  
Ⓖ scaan  
Ⓗ scahn

Name \_\_\_\_\_

**Fold back the paper along the dotted line. Write the words in the blanks as they are read aloud. When you finish the test, unfold the paper. Use the list at the right to correct any spelling mistakes.**



- |           |              |
|-----------|--------------|
| 1. _____  | 1. paste     |
| 2. _____  | 2. bride     |
| 3. _____  | 3. shave     |
| 4. _____  | 4. spice     |
| 5. _____  | 5. greed     |
| 6. _____  | 6. plead     |
| 7. _____  | 7. greet     |
| 8. _____  | 8. heap      |
| 9. _____  | 9. paid      |
| 10. _____ | 10. coach    |
| 11. _____ | 11. theme    |
| 12. _____ | 12. type     |
| 13. _____ | 13. oak      |
| 14. _____ | 14. growth   |
| 15. _____ | 15. yolk     |
| 16. _____ | 16. folks    |
| 17. _____ | 17. aim      |
| 18. _____ | 18. prey     |
| 19. _____ | 19. tow      |
| 20. _____ | 20. grind    |
| 21. _____ | 21. tenth    |
| 22. _____ | 22. damp     |
| 23. _____ | 23. stuff    |
| 24. _____ | 24. decay    |
| 25. _____ | 25. lifetime |

## Review Words

## Challenge Words



Name \_\_\_\_\_

### Using the Word Study Steps

1. LOOK at the word.
2. SAY the word aloud.
3. STUDY the letters in the word.
4. WRITE the word.
5. CHECK the word.  
Did you spell the word right?  
If not, go back to step 1.

### Find Rhyming Words

Circle the word in each row that rhymes with the word in dark type.

- |                  |       |       |        |
|------------------|-------|-------|--------|
| 1. <b>bride</b>  | raid  | tide  | rude   |
| 2. <b>greet</b>  | met   | grunt | seat   |
| 3. <b>shave</b>  | wave  | dove  | shy    |
| 4. <b>tow</b>    | toe   | too   | saw    |
| 5. <b>prey</b>   | say   | eye   | pry    |
| 6. <b>plead</b>  | play  | need  | head   |
| 7. <b>heap</b>   | yap   | heel  | deep   |
| 8. <b>oak</b>    | joke  | oat   | neck   |
| 9. <b>spice</b>  | icy   | nice  | speck  |
| 10. <b>type</b>  | ripe  | cup   | twine  |
| 11. <b>theme</b> | then  | dream | some   |
| 12. <b>paid</b>  | pail  | mad   | parade |
| 13. <b>paste</b> | taste | pass  | coast  |
| 14. <b>aim</b>   | lame  | aid   | may    |
| 15. <b>greed</b> | great | weed  | grand  |





Name \_\_\_\_\_

folks  
greet  
oak  
theme

aim  
grind  
paid  
bride

prey  
growth  
paste  
tow

yolk  
heap  
plead  
spice

greed  
coach  
shave  
type

Sort each spelling word by finding the sound and spelling pattern to which it belongs.

Write the words that have long *a* spelled:

*ai*

*a-e*

*ey*

1. \_\_\_\_\_

1. \_\_\_\_\_

1. \_\_\_\_\_

2. \_\_\_\_\_

2. \_\_\_\_\_

Write the words that have long *e* spelled:

*ee*

*ea*

*e-e*

1. \_\_\_\_\_

1. \_\_\_\_\_

1. \_\_\_\_\_

2. \_\_\_\_\_

2. \_\_\_\_\_

Write the words that have long *i* spelled:

*i*

*y*

*i-e*

1. \_\_\_\_\_

1. \_\_\_\_\_

1. \_\_\_\_\_

2. \_\_\_\_\_

Write the words that have long *o* spelled:

*o*

*oa*

*ow*

1. \_\_\_\_\_

1. \_\_\_\_\_

1. \_\_\_\_\_

2. \_\_\_\_\_

2. \_\_\_\_\_

2. \_\_\_\_\_

Name \_\_\_\_\_

folks  
greet  
oak  
theme

aim  
grind  
paid  
bride

prey  
growth  
paste  
tow

yolk  
heap  
plead  
spice

greed  
coach  
shave  
type

## Replacements

Write the spelling word that can replace the underlined word or words in each sentence below.

1. Davy wasn't like any kind of person she had ever met. \_\_\_\_\_
2. He pulled up the trees and threw them in a pile. \_\_\_\_\_
3. Davy's new wife was as strong as he was. \_\_\_\_\_
4. He used to say hello to people with a wave of his coonskin cap.  
\_\_\_\_\_
5. His goal was to pull the tail off Halley's Comet. \_\_\_\_\_
6. Davy did not want to be given money for anything he did. \_\_\_\_\_
7. The message of the story is that there is a way to solve every problem. \_\_\_\_\_
8. People everywhere had heard about Davy Crockett. \_\_\_\_\_

## Definitions

Write the spelling word that matches each definition below.

- |                         |  |
|-------------------------|--|
| 9. part of an egg _____ | 16. desire for a lot of something<br>_____ |
| 10. glue _____          | 17. development _____                      |
| 11. pull _____          | 18. cut off hair _____                     |
| 12. beg _____           | 19. wagon pulled by horses<br>_____        |
| 13. kind of tree _____  | 20. something added to food<br>_____       |
| 14. crush _____         |  |
| 15. hunted animal _____ |  |

Name \_\_\_\_\_

**Circle the misspelled words in the passage. Write the words correctly on the lines below.**

America is in a hep of trouble. Halley's Comet has made our country its pray. The comet is speeding toward the earth. It is getting bigger every day. If it crashes into the planet, it will grynde everything into small pieces.

Only a special tip of man can stop the comet. That man is Davy Crockett. He lives far away in the mountains. We don't have to pled with him for help. As soon as news of the comet reaches him, he will be on his way. Pulling the tail off the comet won't be a problem for Davy Crockett. He won't even want to be pade for saving the world!

- |          |          |          |
|----------|----------|----------|
| 1. _____ | 3. _____ | 5. _____ |
| 2. _____ | 4. _____ | 6. _____ |

## Writing Activity

**Suppose that you were bigger than life, like Davy Crockett. What do you imagine you could do? Write a tall tale about yourself, using four spelling words.**

---

---

---

---

---

---

---

---

---

---

---

---

---

---

---

---

Name \_\_\_\_\_

Look at the words in each set below. One word in each set is spelled correctly. Use a pencil to fill in the circle next to the correct word. Before you begin, look at the sample set of words. Sample A has been done for you. Do Sample B by yourself. When you are sure you know what to do, you may go on with the rest of the page.

### Sample A:

- Ⓐ doom
- Ⓑ dume
- Ⓒ duum
- Ⓓ doome


### Sample B:

- Ⓔ taik
- Ⓕ taak
- Ⓖ take
- Ⓗ tehk

- |   |  |   |   |
|---|--|---|---|
| 1. Ⓐ fokes<br>Ⓑ folks<br>Ⓒ fokse<br>Ⓓ fohks | 6. Ⓔ grete<br>Ⓕ greet<br>Ⓖ greit<br>Ⓗ griet    | 11. Ⓐ ohk<br>Ⓑ oke<br>Ⓒ oak<br>Ⓓ ock          | 16. Ⓔ heem<br>Ⓕ theim<br>Ⓖ theeme<br>Ⓗ theme  |
| 2. Ⓔ ame<br>Ⓕ aame<br>Ⓖ aime<br>Ⓗ aim       | 7. Ⓐ grinde<br>Ⓑ grind<br>Ⓒ gihnd<br>Ⓓ griind  | 12. Ⓔ paid<br>Ⓕ pade<br>Ⓖ payed<br>Ⓗ paad     | 17. Ⓐ brid<br>Ⓑ bride<br>Ⓒ briid<br>Ⓓ briide  |
| 3. Ⓐ prey<br>Ⓑ preye<br>Ⓒ praiy<br>Ⓓ prai   | 8. Ⓔ growth<br>Ⓕ groth<br>Ⓖ garoth<br>Ⓗ grougt | 13. Ⓐ paste<br>Ⓑ paist<br>Ⓒ paast<br>Ⓓ paiste | 18. Ⓔ toh<br>Ⓕ towe<br>Ⓖ tow<br>Ⓗ tohe        |
| 4. Ⓔ yok<br>Ⓕ yolke<br>Ⓖ yolk<br>Ⓗ yohk     | 9. Ⓐ heep<br>Ⓑ hepe<br>Ⓒ heap<br>Ⓓ heape       | 14. Ⓔ plead<br>Ⓕ plede<br>Ⓖ pleid<br>Ⓗ plead  | 19. Ⓐ spyce<br>Ⓑ spihc<br>Ⓒ spihce<br>Ⓓ spice |
| 5. Ⓐ greed<br>Ⓑ grede<br>Ⓒ greid<br>Ⓓ gried | 10. Ⓔ coche<br>Ⓕ coach<br>Ⓖ coch<br>Ⓗ coache   | 15. Ⓐ shaiv<br>Ⓑ shave<br>Ⓒ shav<br>Ⓓ shaive  | 20. Ⓔ tipe<br>Ⓕ type<br>Ⓖ tighp<br>Ⓗ typ      |

Name \_\_\_\_\_

**Fold back the paper  
along the dotted line.  
Write the words in the  
blanks as they are  
read aloud. When you  
finish the test, unfold  
the paper. Use the list  
at the right to correct  
any spelling mistakes.**



- |                                  |              |
|----------------------------------|--------------|
| 1. _____                         | 1. tuna      |
| 2. _____                         | 2. duty      |
| 3. _____                         | 3. lose      |
| 4. _____                         | 4. few       |
| 5. _____                         | 5. doom      |
| 6. _____                         | 6. bamboo    |
| 7. _____                         | 7. brood     |
| 8. _____                         | 8. crooks    |
| 9. _____                         | 9. hoof      |
| 10. _____                        | 10. hooks    |
| 11. _____                        | 11. booth    |
| 12. _____                        | 12. handbook |
| 13. _____                        | 13. prove    |
| 14. _____                        | 14. mute     |
| 15. _____                        | 15. amuse    |
| 16. _____                        | 16. plume    |
| 17. _____                        | 17. hue      |
| 18. _____                        | 18. view     |
| 19. _____                        | 19. bruise   |
| 20. _____                        | 20. union    |
| <b>Review Words</b> 21. _____    | 21. theme    |
| 22. _____                        | 22. coach    |
| 23. _____                        | 23. bride    |
| <b>Challenge Words</b> 24. _____ | 24. strewn   |
| 25. _____                        | 25. accuse   |



Name \_\_\_\_\_

## Using the Word Study Steps

1. LOOK at the word.
2. SAY the word aloud.
3. STUDY the letters in the word.
4. WRITE the word.
5. CHECK the word.  
Did you spell the word right?  
If not, go back to step 1.

## Find Rhyming Words

Circle the word in each row that rhymes with the word in dark type.

- |                   |         |        |        |
|-------------------|---------|--------|--------|
| 1. <b>lose</b>    | choose  | close  | lost   |
| 2. <b>booth</b>   | both    | tooth  | comb   |
| 3. <b>hue</b>     | who     | would  | cue    |
| 4. <b>mute</b>    | cute    | mood   | flunk  |
| 5. <b>duty</b>    | sooty   | fruity | dust   |
| 6. <b>view</b>    | grow    | shoes  | few    |
| 7. <b>plume</b>   | gloom   | plunk  | put    |
| 8. <b>crooks</b>  | rocks   | rooks  | cools  |
| 9. <b>brood</b>   | mood    | broke  | brook  |
| 10. <b>bruise</b> | brush   | burn   | cruise |
| 11. <b>prove</b>  | shove   | move   | dove   |
| 12. <b>doom</b>   | room    | dorm   | dome   |
| 13. <b>hoof</b>   | roof    | half   | woof   |
| 14. <b>few</b>    | feud    | stew   | fool   |
| 15. <b>amuse</b>  | confuse | amidst | among  |



Name \_\_\_\_\_

amuse	bamboo	brood	crooks	tuna
doom	few	view	hoof	hooks
hue	bruise	booth	lose	duty
handbook	prove	mute	plume	union

Sort each spelling word by finding the sound and spelling pattern to which it belongs.

Write the words that have the /ü/ sound in *boot* spelled:

**u**

1. \_\_\_\_\_
2. \_\_\_\_\_

**o-e**

1. \_\_\_\_\_
2. \_\_\_\_\_

**u-e**

1. \_\_\_\_\_

**oo**

1. \_\_\_\_\_
2. \_\_\_\_\_
3. \_\_\_\_\_
4. \_\_\_\_\_

**ui**

1. \_\_\_\_\_

Write the words that have the /ū/ sound in *cute* spelled:

**u-e**

1. \_\_\_\_\_
2. \_\_\_\_\_
3. \_\_\_\_\_

**u**

1. \_\_\_\_\_

**ew**

1. \_\_\_\_\_
2. \_\_\_\_\_

Write the words that have the /û/ sound in *book* spelled:

**oo**

1. \_\_\_\_\_
2. \_\_\_\_\_

3. \_\_\_\_\_
4. \_\_\_\_\_

Name \_\_\_\_\_

amuse	bamboo	brood	crooks	tuna
doom	few	view	hoof	hooks
hue	bruise	booth	lose	duty
handbook	prove	mute	plume	union

## Fill in the Blank

Write the spelling word that best completes each sentence.

1. Banana trees, rubber trees, and \_\_\_\_\_ grow in tropical rain forests.
2. The canopy of trees in a rain forest blocks the \_\_\_\_\_ of the sky.
3. A \_\_\_\_\_ of smoke rose over the forest.
4. \_\_\_\_\_ plants can grow in the soil of coniferous forests.
5. Deciduous trees \_\_\_\_\_ their leaves in the fall.
6. It is everyone's \_\_\_\_\_ to protect forests.
7. The leaves have a beautiful \_\_\_\_\_ in autumn.
8. He found its name in a \_\_\_\_\_ to trees in North America.

## Similar Meanings

Write the spelling word that has the same, or almost the same, meaning.

- |                                   |                            |
|-----------------------------------|----------------------------|
| 9. silent _____                   | 15. box-like space _____   |
| 10. bump _____                    | 16. coming together _____  |
| 11. worry _____                   | 17. show _____             |
| 12. animal foot _____             | 18. large fish _____       |
| 13. entertain _____               | 19. disaster _____         |
| 14. bent pieces of metal<br>_____ | 20. dishonest people _____ |



**Circle the misspelled words in the paragraph. Write the words correctly on the lines below.**

Name \_\_\_\_\_

Look at the words in each set below. One word in each set is spelled correctly. Use a pencil to fill in the circle next to the correct word. Before you begin, look at the sample set of words. Sample A has been done for you. Do Sample B by yourself. When you are sure you know what to do, you may go on with the rest of the page.

## Sample A:

- Ⓐ loot
- Ⓑ lut
- Ⓒ loote
- Ⓓ lote


## Sample B:

- Ⓔ tock
- Ⓕ tuk
- Ⓖ took
- Ⓗ tuke

- |   |   |  |  |
|---|---|--|--|
| 1. Ⓐ amuse<br>Ⓑ amyuse<br>Ⓒ amyooos<br>Ⓓ amoose | 6. Ⓔ dume<br>Ⓕ doom<br>Ⓖ dum<br>Ⓗ doome       | 11. Ⓐ hue<br>Ⓑ hoo<br>Ⓒ hyoo<br>Ⓓ hu           | 16. Ⓔ handbook<br>Ⓕ handbuk<br>Ⓖ handbooke<br>Ⓗ handbuke |
| 2. Ⓔ bambu<br>Ⓕ bamboo<br>Ⓖ bambuu<br>Ⓗ bambo   | 7. Ⓐ fyoo<br>Ⓑ few<br>Ⓒ foo<br>Ⓓ fu           | 12. Ⓔ bruise<br>Ⓕ broose<br>Ⓖ broos<br>Ⓗ bruse | 17. Ⓐ proove<br>Ⓑ proov<br>Ⓒ prove<br>Ⓓ pruve            |
| 3. Ⓐ broode<br>Ⓑ brood<br>Ⓒ brode<br>Ⓓ brod     | 8. Ⓔ vu<br>Ⓕ vyoo<br>Ⓖ view<br>Ⓗ voo          | 13. Ⓐ buthe<br>Ⓑ boothe<br>Ⓒ booth<br>Ⓓ buth   | 18. Ⓔ myoot<br>Ⓕ moote<br>Ⓖ mute<br>Ⓗ miut               |
| 4. Ⓔ croks<br>Ⓕ crokes<br>Ⓖ crooks<br>Ⓗ crookes | 9. Ⓐ huf<br>Ⓑ hof<br>Ⓒ hoof<br>Ⓓ huuf         | 14. Ⓔ lose<br>Ⓕ loos<br>Ⓖ luse<br>Ⓗ lus        | 19. Ⓐ ploom<br>Ⓑ plume<br>Ⓒ ploome<br>Ⓓ pluhm            |
| 5. Ⓐ toona<br>Ⓑ tuna<br>Ⓒ tuuna<br>Ⓓ tona       | 10. Ⓔ hucks<br>Ⓕ hookes<br>Ⓖ hukes<br>Ⓗ hooks | 15. Ⓐ dootee<br>Ⓑ duty<br>Ⓒ dooty<br>Ⓓ duty    | 20. Ⓔ oonon<br>Ⓕ unon<br>Ⓖ unun<br>Ⓗ union               |

Name \_\_\_\_\_

**Fold back the paper along the dotted line. Write the words in the blanks as they are read aloud. When you finish the test, unfold the paper. Use the list at the right to correct any spelling mistakes.**



- |                                  |            |
|----------------------------------|------------|
| 1. _____                         | 1. heart   |
| 2. _____                         | 2. swear   |
| 3. _____                         | 3. aboard  |
| 4. _____                         | 4. squares |
| 5. _____                         | 5. swore   |
| 6. _____                         | 6. chart   |
| 7. _____                         | 7. scorn   |
| 8. _____                         | 8. starch  |
| 9. _____                         | 9. source  |
| 10. _____                        | 10. fare   |
| 11. _____                        | 11. barge  |
| 12. _____                        | 12. thorn  |
| 13. _____                        | 13. marsh  |
| 14. _____                        | 14. force  |
| 15. _____                        | 15. harsh  |
| 16. _____                        | 16. scarce |
| 17. _____                        | 17. coarse |
| 18. _____                        | 18. flare  |
| 19. _____                        | 19. course |
| 20. _____                        | 20. sword  |
| <b>Review Words</b> 21. _____    | 21. brood  |
| 22. _____                        | 22. prove  |
| 23. _____                        | 23. hoof   |
| <b>Challenge Words</b> 24. _____ | 24. uproar |
| 25. _____                        | 25. gorge  |



Name \_\_\_\_\_

## Using the Word Study Steps

1. LOOK at the word.
2. SAY the word aloud.
3. STUDY the letters in the word.
4. WRITE the word.
5. CHECK the word.  
Did you spell the word right?  
If not, go back to step 1.

## Fill-Ins

Fill in the missing letters of each word to form a spelling word.

- |                 |                 |
|-----------------|-----------------|
| 1. m _____ sh   | 11. c _____ se  |
| 2. h _____ t    | 12. sw _____ d  |
| 3. f _____ e    | 13. b _____ ge  |
| 4. st _____ ch  | 14. h _____ sh  |
| 5. th _____ n   | 15. sc _____ n  |
| 6. ab _____ d   | 16. sc _____ ce |
| 7. squ _____ es | 17. fl _____ e  |
| 8. sw _____ e   | 18. s _____ ce  |
| 9. f _____ ce   | 19. c _____ se  |
| 10. sw _____ r  | 20. ch _____ t  |

Use the words above to help you write a poem of at least 4 lines.

21. \_\_\_\_\_
22. \_\_\_\_\_
23. \_\_\_\_\_
24. \_\_\_\_\_



Name \_\_\_\_\_

force	scorn	sword	swore	source
aboard	course	coarse	chart	barge
harsh	marsh	starch	heart	scarce
squares	swear	flare	fare	thorn

Sort each spelling word by finding the sound and spelling pattern to which it belongs.

Write the words that have /är/ spelled:

**ar**

1. \_\_\_\_\_
2. \_\_\_\_\_
3. \_\_\_\_\_

4. \_\_\_\_\_
5. \_\_\_\_\_

**ear**

1. \_\_\_\_\_

Write the words that have /âr/ spelled:

**are**

1. \_\_\_\_\_
2. \_\_\_\_\_
3. \_\_\_\_\_

**ar\_e**

1. \_\_\_\_\_

**ear**

1. \_\_\_\_\_

Write the words that have /ôr/ spelled:

**our**

1. \_\_\_\_\_
2. \_\_\_\_\_

**ore**

1. \_\_\_\_\_

**or**

1. \_\_\_\_\_
2. \_\_\_\_\_
3. \_\_\_\_\_
4. \_\_\_\_\_

**oar**

1. \_\_\_\_\_
2. \_\_\_\_\_

Name \_\_\_\_\_

force	scorn	sword	swore	source
aboard	course	coarse	chart	barge
harsh	marsh	starch	heart	scarce
squares	swear	flare	fare	thorn

## Fill in the Blanks

Write the spelling word that best completes each sentence.

1. Only the astronauts were allowed \_\_\_\_\_ the spacecraft.
2. Her \_\_\_\_\_ beat quickly as she listened to the countdown.
3. Scientists tracked the \_\_\_\_\_ of the spacecraft.
4. The \_\_\_\_\_ of gravity is weaker on the Moon than on Earth.
5. The astronauts' jobs for each day were listed on a \_\_\_\_\_.
6. The \_\_\_\_\_ of the rockets could be seen for miles.
7. Their landing was \_\_\_\_\_, but nothing was damaged.
8. He \_\_\_\_\_ that he would return to the Moon one day.

## Related Words

Write the spelling word that is related to the sets of words below.

- |                              |                             |
|------------------------------|-----------------------------|
| 9. circles, triangles, _____ | 15. blade, weapon, _____    |
| 10. rough, stiff _____       | 16. boat, ship, _____       |
| 11. swamp, bog, _____        | 17. price, charge, _____    |
| 12. needle, spike, _____     | 18. rare, limited, _____    |
| 13. soap, water, _____       | 19. hatred, dislike, _____  |
| 14. promise, pledge, _____   | 20. beginning, cause, _____ |

Name \_\_\_\_\_

**Circle the misspelled words in the message. Write the words correctly on the lines below.**

Dear Tyra,

We have been abored the spacecraft for two days now. Everything is going smoothly. We are right on corce to reach the space station. You can see where we are if you look at the cheart I gave you.

It's hard to describe what it felt like to blast off from Earth. The fours of the rockets was incredible. We couldn't see the flare of the rockets when we took off. I bet you had a good view, though. I sware my hart skipped a beat. I wonder how you felt as you watched the spacecraft lift off.

I'll be home sooner than you think. Take care of your little brother!

Love, Dad

- |          |          |          |
|----------|----------|----------|
| 1. _____ | 3. _____ | 5. _____ |
| 2. _____ | 4. _____ | 6. _____ |

## Writing Activity

**Imagine that you are on a space trip. Write an e-mail message home to a friend or your family. Use four spelling words in your message.**

---

---

---

---

---

---

---

---

---

---

Name \_\_\_\_\_

Look at the words in each set below. One word in each set is spelled correctly. Use a pencil to fill in the circle next to the correct word. Before you begin, look at the sample set of words. Sample A has been done for you. Do Sample B by yourself. When you are sure you know what to do, you may go on with the rest of the page.

## Sample A:

- Ⓐ spot
- Ⓑ spott
- Ⓒ spote
- Ⓓ spoht

## Sample B:


- Ⓔ taak
- Ⓕ taik
- Ⓖ take
- Ⓗ tak

- |   |  |  |  |
|---|--|--|--|
| 1. Ⓐ force<br>Ⓑ fohrce<br>Ⓒ fors<br>Ⓓ fource  | 6. Ⓔ aboard<br>Ⓕ abourd<br>Ⓖ aborde<br>Ⓗ abord | 11. Ⓐ horsh<br>Ⓑ harshe<br>Ⓒ haarsh<br>Ⓓ harsh     | 16. Ⓔ skwaers<br>Ⓕ squares<br>Ⓖ squeres<br>Ⓗ squarez |
| 2. Ⓔ skohrn<br>Ⓕ scorne<br>Ⓖ scorn<br>Ⓗ skorn | 7. Ⓐ corse<br>Ⓑ cohrrs<br>Ⓒ coarse<br>Ⓓ coors  | 12. Ⓔ marsh<br>Ⓕ maarsh<br>Ⓖ morsh<br>Ⓗ marshe     | 17. Ⓐ sware<br>Ⓑ swar<br>Ⓒ swear<br>Ⓓ swere          |
| 3. Ⓐ sorde<br>Ⓑ sword<br>Ⓒ sord<br>Ⓓ soord    | 8. Ⓔ corse<br>Ⓑ cohrrs<br>Ⓒ course<br>Ⓓ coors  | 13. Ⓐ staarch<br>Ⓑ starche<br>Ⓒ starch<br>Ⓓ storch | 18. Ⓔ flaere<br>Ⓕ flar<br>Ⓖ flare<br>Ⓗ flaer         |
| 4. Ⓔ swor<br>Ⓕ sooor<br>Ⓖ suore<br>Ⓗ swore    | 9. Ⓐ chort<br>Ⓑ charte<br>Ⓒ chart<br>Ⓓ chorte  | 14. Ⓔ haart<br>Ⓕ hahrt<br>Ⓖ heart<br>Ⓗ harte       | 19. Ⓐ faer<br>Ⓑ faar<br>Ⓒ fare<br>Ⓓ fer              |
| 5. Ⓐ sorce<br>Ⓑ source<br>Ⓒ sors<br>Ⓓ sohrce  | 10. Ⓔ borje<br>Ⓕ barg<br>Ⓖ barge<br>Ⓗ bahrge   | 15. Ⓐ scarce<br>Ⓑ scaerce<br>Ⓒ scearce<br>Ⓓ scarc  | 20. Ⓔ thorne<br>Ⓕ thorn<br>Ⓖ thohrn<br>Ⓗ thourn      |



Name \_\_\_\_\_

**Fold back the paper along the dotted line. Write the words in the blanks as they are read aloud. When you finish the test, unfold the paper. Use the list at the right to correct any spelling mistakes.**



- |                                  |              |
|----------------------------------|--------------|
| 1. _____                         | 1. clear     |
| 2. _____                         | 2. nerve     |
| 3. _____                         | 3. squirt    |
| 4. _____                         | 4. verse     |
| 5. _____                         | 5. surf      |
| 6. _____                         | 6. lurk      |
| 7. _____                         | 7. year      |
| 8. _____                         | 8. stern     |
| 9. _____                         | 9. spurts    |
| 10. _____                        | 10. lurch    |
| 11. _____                        | 11. blurt    |
| 12. _____                        | 12. thirst   |
| 13. _____                        | 13. spur     |
| 14. _____                        | 14. engineer |
| 15. _____                        | 15. jeer     |
| 16. _____                        | 16. sneer    |
| 17. _____                        | 17. dreary   |
| 18. _____                        | 18. squirm   |
| 19. _____                        | 19. swerve   |
| 20. _____                        | 20. years    |
| <b>Review Words</b> 21. _____    | 21. aboard   |
| 22. _____                        | 22. barge    |
| 23. _____                        | 23. scarce   |
| <b>Challenge Words</b> 24. _____ | 24. smear    |
| 25. _____                        | 25. rehearse |



Name \_\_\_\_\_

## Using the Word Study Steps

1. LOOK at the word.
2. SAY the word aloud.
3. STUDY the letters in the word.
4. WRITE the word.
5. CHECK the word.  
Did you spell the word right?  
If not, go back to step 1.

## Where Are the Spelling Words?

Find and circle the spelling words in this puzzle.

a m s p u r t s o k y e a r j e e r y u q e b l u r t j a
l u r k g r i e n g i n e e r o a n e r v e s q u i r t o s
a e r d r e a r y c e t h i r s t o g s p u r e v s u r f f r
s n e e r a s w e r v e u n v e r s e i b n e r s t e r n w
o r l u r c h y e a r n s i m a c l e a r p a s q u i r m a

## Make a Puzzle

Make up a puzzle of your own using the space on this page. Give it to someone else to solve. Be sure to include at least five spelling words in your puzzle.



Name \_\_\_\_\_

squirm	dreary	nerve	squirt	verse
surf	lurk	swerve	stern	spurts
lurch	blurt	thirst	spur	engineer
jeer	sneer	clear	year	years

Sort each spelling word by finding the sound and spelling pattern to which it belongs.

Write the words that have /ûr/ spelled:

*er*

1. \_\_\_\_\_
2. \_\_\_\_\_
3. \_\_\_\_\_
4. \_\_\_\_\_

*ir*

1. \_\_\_\_\_
2. \_\_\_\_\_
3. \_\_\_\_\_

*ur*

1. \_\_\_\_\_
2. \_\_\_\_\_
3. \_\_\_\_\_
4. \_\_\_\_\_
5. \_\_\_\_\_
6. \_\_\_\_\_

*ear*

1. \_\_\_\_\_

Write the words that have /îr/ spelled:

*ear*

1. \_\_\_\_\_
2. \_\_\_\_\_
3. \_\_\_\_\_

*eer*

1. \_\_\_\_\_
2. \_\_\_\_\_
3. \_\_\_\_\_

Name \_\_\_\_\_

squirm	dreary	nerve	squirt	verse
surf	lurk	swerve	stern	spurts
lurch	blurt	thirst	spur	engineer
jeer	sneer	clear	year	years

## Opposites

Write the spelling word whose meaning is the opposite of each clue below.

- smiling \_\_\_\_\_
- applaud \_\_\_\_\_
- cheery \_\_\_\_\_
- be still \_\_\_\_\_
- cloudy \_\_\_\_\_
- smile warmly \_\_\_\_\_

## Fill in the Blank

Write the spelling word that best completes each sentence.

- Every roof dog \_\_\_\_\_ to be free.
- Most dogs do not have the \_\_\_\_\_ to escape.
- They \_\_\_\_\_ in the shadows of the buildings.
- A \_\_\_\_\_ is too long to be tied up.
- The dogs would \_\_\_\_\_ at anyone who passed by.
- They would bark in \_\_\_\_\_ during the day.
- Pipiololo would \_\_\_\_\_ out a bark in reply.
- He would \_\_\_\_\_ away from the other dogs.
- He tried to \_\_\_\_\_ them to escape.
- It would take an \_\_\_\_\_ to break their chains.
- Lupe wanted to take Pipiololo for a run in the \_\_\_\_\_.
- She liked to \_\_\_\_\_ water in his mouth.
- He had a great \_\_\_\_\_ for water.
- Lupe sang a \_\_\_\_\_ of her favorite song to him.

Name \_\_\_\_\_

**Circle the misspelled words in the diary entry below. Write the words correctly on the lines below.**

Dear Diary,

The roof dogs will never jere at Pipiolo again. Today he was the enginear of their escape. Pipiolo knew the dogs finally had the nurv to break free. He gave them cler instructions about what to do. Then he told the dogs to wait. A little later, a truck came up the road to the village to deliver oranges. The dogs jumped into the back of the truck. With a lirch, the truck headed out of the village. The roof dogs had left their drery lives behind!

- |          |          |          |
|----------|----------|----------|
| 1. _____ | 3. _____ | 5. _____ |
| 2. _____ | 4. _____ | 6. _____ |

## Writing Activity

**Pretend that Pipiolo is your pet dog. Write a paragraph about what you and Pipiolo might do together. Use four words from the spelling list.**

---

---

---

---

---

---

---

---

---

---

---

---

---

---

---

---

Name \_\_\_\_\_

Look at the words in each set below. One word in each set is spelled correctly. Use a pencil to fill in the circle next to the correct word. Before you begin, look at the sample set of words. Sample A has been done for you. Do Sample B by yourself. When you are sure you know what to do, you may go on with the rest of the page.

## Sample A:

- (A) first
- (B) furst
- (C) foorst
- (D) fuhrst

## Sample B:

- (E) deir
- (F) dere
- (G) deer
- (H) der

1. (A) skwirm  
(B) squirm  
(C) sqirm  
(D) sqoorm

6. (E) surf  
(F) sirf  
(G) soorf  
(H) surfe

11. (A) lirtch  
(B) lirch  
(C) lurche  
(D) lurch

16. (E) jeir  
(F) jere  
(G) jeer  
(H) jir

2. (E) dreery  
(F) drery  
(G) dreary  
(H) drerey

7. (A) lurk  
(B) look  
(C) lurke  
(D) lerke

12. (E) blurt  
(F) blirt  
(G) blerte  
(H) blert

17. (A) snir  
(B) sneer  
(C) snere  
(D) snear

3. (A) nerve  
(B) nurv  
(C) nirv  
(D) nirve

8. (E) swurve  
(F) swurv  
(G) swerve  
(H) swirve

13. (A) thurst  
(B) therst  
(C) thirst  
(D) thirste

18. (E) clir  
(F) cleer  
(G) clere  
(H) clear

4. (E) skwirt  
(F) sqirt  
(G) sqoort  
(H) squirt

9. (A) stirn  
(B) sturne  
(C) sturn  
(D) stern

14. (E) spir  
(F) spurre  
(G) spur  
(H) spuhr

19. (A) yir  
(B) yeer  
(C) yere  
(D) year

5. (A) verss  
(B) virse  
(C) verse  
(D) virs

10. (E) spurtes  
(F) sperts  
(G) spurts  
(H) spourts

15. (A) engineer  
(B) enginire  
(C) enginir  
(D) engineere

20. (E) yurns  
(F) yearns  
(G) yirns  
(H) yerns

Name \_\_\_\_\_

**Read each sentence. If an underlined word is spelled wrong, fill in the circle that goes with that word. If no word is spelled wrong, fill in the circle below NONE. Read Sample A and do Sample B.**

- |  |   |
|--|---|
| <b>A.</b> He <u>paid</u> for the last <u>batch</u> of <u>bambu</u> .<br><div style="display: flex; justify-content: space-around; width: 100%;"> <span><u>A</u></span> <span><u>B</u></span> <span><u>C</u></span> </div>                                  | <div style="text-align: right;">NONE</div> <b>A.</b> (A) (B) (C) (D)  |
| <b>B.</b> The <u>engineer</u> climbed <u>aboard</u> the <u>barge</u> .<br><div style="display: flex; justify-content: space-around; width: 100%;"> <span><u>E</u></span> <span><u>F</u></span> <span><u>G</u></span> </div>                                | <div style="text-align: right;">NONE</div> <b>B.</b> (E) (F) (G) (H)  |
| <b>1.</b> He made a <u>notch</u> in the <u>aok</u> tree with his <u>sword</u> .<br><div style="display: flex; justify-content: space-around; width: 100%;"> <span><u>A</u></span> <span><u>B</u></span> <span><u>C</u></span> </div>                       | <div style="text-align: right;">NONE</div> <b>1.</b> (A) (B) (C) (D)  |
| <b>2.</b> She had the <u>nerve</u> to <u>bloort</u> out a <u>harsh</u> word.<br><div style="display: flex; justify-content: space-around; width: 100%;"> <span><u>E</u></span> <span><u>F</u></span> <span><u>G</u></span> </div>                          | <div style="text-align: right;">NONE</div> <b>2.</b> (E) (F) (G) (H)  |
| <b>3.</b> The <u>marsh</u> was <u>damp</u> and <u>dreery</u> .<br><div style="display: flex; justify-content: space-around; width: 100%;"> <span><u>A</u></span> <span><u>B</u></span> <span><u>C</u></span> </div>  | <div style="text-align: right;">NONE</div> <b>3.</b> (A) (B) (C) (D)  |
| <b>4.</b> It was his <u>dooty</u> to <u>prove</u> that he knew the <u>handbook</u> well.<br><div style="display: flex; justify-content: space-around; width: 100%;"> <span><u>E</u></span> <span><u>F</u></span> <span><u>G</u></span> </div>              | <div style="text-align: right;">NONE</div> <b>4.</b> (E) (F) (G) (H)  |
| <b>5.</b> The <u>coach</u> knew that <u>foo</u> players could run the <u>course</u> .<br><div style="display: flex; justify-content: space-around; width: 100%;"> <span><u>A</u></span> <span><u>B</u></span> <span><u>C</u></span> </div>                 | <div style="text-align: right;">NONE</div> <b>5.</b> (A) (B) (C) (D)  |
| <b>6.</b> We had the good <u>sense</u> not to <u>laff</u> at his <u>guess</u> .<br><div style="display: flex; justify-content: space-around; width: 100%;"> <span><u>E</u></span> <span><u>F</u></span> <span><u>G</u></span> </div>                       | <div style="text-align: right;">NONE</div> <b>6.</b> (E) (F) (G) (H)  |
| <b>7.</b> The <u>hoof</u> of the <u>prey</u> was clearly in <u>vieu</u> .<br><div style="display: flex; justify-content: space-around; width: 100%;"> <span><u>A</u></span> <span><u>B</u></span> <span><u>C</u></span> </div>                             | <div style="text-align: right;">NONE</div> <b>7.</b> (A) (B) (C) (D)  |
| <b>8.</b> The <u>bride</u> started to <u>gush</u> when she heard the kind words of her <u>fokes</u> .<br><div style="display: flex; justify-content: space-around; width: 100%;"> <span><u>E</u></span> <span><u>F</u></span> <span><u>G</u></span> </div> | <div style="text-align: right;">NONE</div> <b>8.</b> (E) (F) (G) (H)  |
| <b>9.</b> The <u>oak</u> branches lay in a <u>heap</u> by the <u>stumpf</u> .<br><div style="display: flex; justify-content: space-around; width: 100%;"> <span><u>A</u></span> <span><u>B</u></span> <span><u>C</u></span> </div>                         | <div style="text-align: right;">NONE</div> <b>9.</b> (A) (B) (C) (D)  |
| <b>10.</b> The <u>bryde</u> walked over to <u>greet</u> the groom's <u>folks</u> .<br><div style="display: flex; justify-content: space-around; width: 100%;"> <span><u>E</u></span> <span><u>F</u></span> <span><u>G</u></span> </div>                    | <div style="text-align: right;">NONE</div> <b>10.</b> (E) (F) (G) (H) |


Name \_\_\_\_\_

- |  |                             |
|--|-----------------------------|
| 11. He began to <u>brood</u> over the <u>scorn</u> in his <u>haert</u> .<br><u>A</u> <u>B</u> <u>C</u>           | 11. (A) (B) (C) (D)<br>NONE |
| 12. The <u>enginear</u> found the <u>source</u> of the <u>plume</u> of smoke.<br><u>E</u> <u>F</u> <u>G</u>      | 12. (E) (F) (G) (H)<br>NONE |
| 13. The <u>crooks</u> <u>swore</u> that they did not have the <u>stough</u> .<br><u>A</u> <u>B</u> <u>C</u>      | 13. (A) (B) (C) (D)<br>NONE |
| 14. The <u>sord</u> left a <u>nick</u> in the <u>stump</u> .<br><u>E</u> <u>F</u> <u>G</u>                       | 14. (E) (F) (G) (H)<br>NONE |
| 15. He will <u>grind</u> the <u>stump</u> into a <u>heape</u> of sawdust.<br><u>A</u> <u>B</u> <u>C</u>          | 15. (A) (B) (C) (D)<br>NONE |
| 16. It was her <u>duty</u> to <u>pay</u> the <u>fare</u> on time.<br><u>E</u> <u>F</u> <u>G</u>                  | 16. (E) (F) (G) (H)<br>NONE |
| 17. She tried to <u>swerve</u> and <u>lurch</u> to avoid the phone <u>bewth</u> .<br><u>A</u> <u>B</u> <u>C</u>  | 17. (A) (B) (C) (D)<br>NONE |
| 18. The <u>engineer</u> read each <u>vurse</u> from the <u>handbook</u> .<br><u>E</u> <u>F</u> <u>G</u>          | 18. (E) (F) (G) (H)<br>NONE |
| 19. He noticed that a <u>few</u> <u>hoof</u> prints led into the <u>surhf</u> .<br><u>A</u> <u>B</u> <u>C</u>    | 19. (A) (B) (C) (D)<br>NONE |
| 20. I can <u>guess</u> from your <u>laugh</u> that the <u>stuff</u> is gone.<br><u>E</u> <u>F</u> <u>G</u>       | 20. (E) (F) (G) (H)<br>NONE |
| 21. The <u>barge</u> will <u>tow</u> the <u>catch</u> of <u>twona</u> .<br><u>A</u> <u>B</u> <u>C</u>            | 21. (A) (B) (C) (D)<br>NONE |
| 22. In her <u>view</u> , he remained <u>meyoot</u> in the face of <u>scorn</u> .<br><u>E</u> <u>F</u> <u>G</u>   | 22. (E) (F) (G) (H)<br>NONE |
| 23. The crowd started to <u>jeer</u> at the <u>crucks</u> for their <u>greed</u> .<br><u>A</u> <u>B</u> <u>C</u> | 23. (A) (B) (C) (D)<br>NONE |
| 24. She <u>yurns</u> to <u>lurk</u> by the <u>oak</u> tree.<br><u>E</u> <u>F</u> <u>G</u>                        | 24. (E) (F) (G) (H)<br>NONE |
| 25. His <u>folks</u> thought that the <u>tuna</u> tasted <u>tuff</u> .<br><u>A</u> <u>B</u> <u>C</u>             | 25. (A) (B) (C) (D)<br>NONE |



Name \_\_\_\_\_

**Fold back the paper along the dotted line. Write the words in the blanks as they are read aloud. When you finish the test, unfold the paper. Use the list at the right to correct any spelling mistakes.**



- |                                  |                   |
|----------------------------------|-------------------|
| 1. _____                         | 1. afternoon      |
| 2. _____                         | 2. background     |
| 3. _____                         | 3. overcome       |
| 4. _____                         | 4. pillowcase     |
| 5. _____                         | 5. rooftop        |
| 6. _____                         | 6. flagpole       |
| 7. _____                         | 7. footstep       |
| 8. _____                         | 8. vice president |
| 9. _____                         | 9. cornfield      |
| 10. _____                        | 10. cornmeal      |
| 11. _____                        | 11. ice-skating   |
| 12. _____                        | 12. cardboard     |
| 13. _____                        | 13. field trip    |
| 14. _____                        | 14. ninety-one    |
| 15. _____                        | 15. eggshell      |
| 16. _____                        | 16. all right     |
| 17. _____                        | 17. cheerleader   |
| 18. _____                        | 18. armchair      |
| 19. _____                        | 19. earthworm     |
| 20. _____                        | 20. mountaintop   |
| <b>Review Words</b> 21. _____    | 21. blurt         |
| 22. _____                        | 22. jeer          |
| 23. _____                        | 23. thirst        |
| <b>Challenge Words</b> 24. _____ | 24. first-class   |
| 25. _____                        | 25. briefcase     |



Name \_\_\_\_\_

## Using the Word Study Steps

1. LOOK at the word.
2. SAY the word aloud.
3. STUDY the letters in the word.
4. WRITE the word.
5. CHECK the word.  
Did you spell the word right?  
If not, go back to step 1.

## Bits and Pieces

Find the word in the box that completes the compound word.  
Write the compound word.

leader	president	top	step	ground
shell	worm	field	trip	right
pole	one	case	meal	board
noon	chair	skating	come	top

- |                   |                   |
|-------------------|-------------------|
| 1. mountain _____ | 11. pillow _____  |
| 2. cheer _____    | 12. after _____   |
| 3. back _____     | 13. vice _____    |
| 4. ice- _____     | 14. foot _____    |
| 5. over _____     | 15. roof _____    |
| 6. corn _____     | 16. arm _____     |
| 7. all _____      | 17. flag _____    |
| 8. egg _____      | 18. field _____   |
| 9. earth _____    | 19. corn _____    |
| 10. card _____    | 20. ninety- _____ |



Name \_\_\_\_\_

afternoon	background	cornfield	cornmeal	earthworm
flagpole	footstep	mountaintop	overcome	pillowcase
rooftop	cardboard	ice-skating	ninety-one	vice president
all right	field trip	armchair	cheerleader	eggshell

## Open or Closed?

Sort the spelling words according to the pattern by which they form compound words.

### One Word

1. \_\_\_\_\_
2. \_\_\_\_\_
3. \_\_\_\_\_
4. \_\_\_\_\_
5. \_\_\_\_\_
6. \_\_\_\_\_
7. \_\_\_\_\_
8. \_\_\_\_\_
9. \_\_\_\_\_
10. \_\_\_\_\_
11. \_\_\_\_\_
12. \_\_\_\_\_
13. \_\_\_\_\_
14. \_\_\_\_\_
15. \_\_\_\_\_

### Two Words

1. \_\_\_\_\_
2. \_\_\_\_\_
3. \_\_\_\_\_

### Hyphenated

1. \_\_\_\_\_
2. \_\_\_\_\_

Name \_\_\_\_\_

afternoon	background	cornfield	cornmeal	earthworm
flagpole	footstep	mountaintop	overcome	pillowcase
rooftop	cardboard	ice-skating	ninety-one	vice president
all right	field trip	armchair	cheerleader	eggshell

## Meaning Match

Write the spelling word that matches each clue below

- |                       |       |                      |       |
|-----------------------|-------|----------------------|-------|
| 1. gliding on ice     | _____ | 9. walking sound     | _____ |
| 2. high part of house | _____ | 10. no problem       | _____ |
| 3. to conquer         | _____ | 11. a peak           | _____ |
| 4. class outing       | _____ | 12. crops grow here  | _____ |
| 5. box material       | _____ | 13. lives in dirt    | _____ |
| 6. middle of day      | _____ | 14. shouts at sports | _____ |
| 7. shelter for bird   | _____ | 15. 30 + 30 + 31     | _____ |
| 8. place to sit       | _____ |                      |       |

## Sentence Derby

Fill in the sentences below with the correct spelling word.

16. Sarah fed \_\_\_\_\_ to the little bird.
17. Harry was elected \_\_\_\_\_ of his class.
18. Marty lined the dog's bed with a \_\_\_\_\_ stuffed with straw.
19. Mary checked the dog's \_\_\_\_\_ to see if he had an owner.
20. The children designed a banner for the \_\_\_\_\_.

**Circle the misspelled words in this story. Write the words correctly on the lines below.**

1. \_\_\_\_\_ 3. \_\_\_\_\_ 5. \_\_\_\_\_  
2. \_\_\_\_\_ 4. \_\_\_\_\_ 6. \_\_\_\_\_

**Make up a story about a person who is kind to an animal. Write your story in the space below. Use four spelling words.**

This image shows a blank sheet of white paper with horizontal ruling lines. The lines are evenly spaced and run across the width of the page. There are no margins, text, or other markings on the paper.

Name \_\_\_\_\_

Look at the words in each set below. One word in each set is spelled correctly. Use a pencil to fill in the circle next to the correct word. Before you begin, look at the sample set of words. Sample A has been done for you. Do Sample B by yourself. When you are sure you know what to do, you may go on with the rest of the page.

## Sample A:

- Ⓐ chainsaw
- Ⓑ chanesaw
- Ⓒ chainesaw
- Ⓓ chaynesaw


## Sample B:

- Ⓔ bakyard
- Ⓕ backyard
- Ⓖ backeyard
- Ⓗ bacyardae

- |                |                  |                      |                   |
|----------------|------------------|----------------------|-------------------|
| 1. Ⓐ afternoon | 6. Ⓔ flaggpole   | 11. Ⓐ rooftop        | 16. Ⓔ awl right   |
| Ⓑ afternon     | Ⓕ flagpol        | Ⓑ rooftopp           | Ⓕ all rite        |
| Ⓒ afternune    | Ⓖ flagpoll       | Ⓒ rooftop            | Ⓖ all right       |
| Ⓓ aphternoon   | Ⓗ flagpole       | Ⓓ rooftoppe          | Ⓗ al rite         |
| 2. Ⓔ bacground | 7. Ⓐ footstepp   | 12. Ⓔ cardboard      | 17. Ⓐ field trip  |
| Ⓕ bakground    | Ⓑ footstep       | Ⓕ cardeboard         | Ⓑ feeld trip      |
| Ⓖ background   | Ⓒ footestep      | Ⓖ cardbord           | Ⓒ field tripp     |
| Ⓗ backgraund   | Ⓓ footsteppe     | Ⓗ cardbored          | Ⓓ field tryp      |
| 3. Ⓐ kornfield | 8. Ⓔ mountaintop | 13. Ⓐ ce-skatting    | 18. Ⓔ armchair    |
| Ⓑ cornfeeld    | Ⓕ mountentop     | Ⓑ eice-skating       | Ⓕ armchare        |
| Ⓒ cornfeild    | Ⓖ mountaintopp   | Ⓒ ice-skateng        | Ⓖ armchar         |
| Ⓓ cornfield    | Ⓗ mountainetop   | Ⓓ ice-skating        | Ⓗ armchaire       |
| 4. Ⓔ cornmeel  | 9. Ⓐ overcommme  | 14. Ⓔ ninty-one      | 19. Ⓐ chearleader |
| Ⓕ cornmeal     | Ⓑ overcome       | Ⓕ ninedy-one         | Ⓑ cheerleeder     |
| Ⓖ cornmele     | Ⓒ overrrcome     | Ⓖ ninety-one         | Ⓒ cheerleader     |
| Ⓗ cornemeal    | Ⓓ overcom        | Ⓗ neinty-one         | Ⓓ chereleader     |
| 5. Ⓐ earthworm | 10. Ⓔ pilowcase  | 15. Ⓐ vice president | 20. Ⓔ egshell     |
| Ⓑ erthworm     | Ⓕ pilloughcase   | Ⓑ vise president     | Ⓕ eggshell        |
| Ⓒ earthwirm    | Ⓖ pillocase      | Ⓒ vice pressident    | Ⓖ eggshel         |
| Ⓓ erthwirm     | Ⓗ pillowcase     | Ⓓ vic president      | Ⓗ egshel          |

Name \_\_\_\_\_

**Fold back the paper along the dotted line. Write the words in the blanks as they are read aloud. When you finish the test, unfold the paper. Use the list at the right to correct any spelling mistakes.**



- |                                  |                    |
|----------------------------------|--------------------|
| 1. _____                         | 1. rattlers        |
| 2. _____                         | 2. fangs           |
| 3. _____                         | 3. countries       |
| 4. _____                         | 4. liberties       |
| 5. _____                         | 5. potatoes        |
| 6. _____                         | 6. rodeos          |
| 7. _____                         | 7. taxes           |
| 8. _____                         | 8. reptiles        |
| 9. _____                         | 9. surroundings    |
| 10. _____                        | 10. beliefs        |
| 11. _____                        | 11. difficulties   |
| 12. _____                        | 12. batches        |
| 13. _____                        | 13. abilities      |
| 14. _____                        | 14. lashes         |
| 15. _____                        | 15. identities     |
| 16. _____                        | 16. losses         |
| 17. _____                        | 17. possibilities  |
| 18. _____                        | 18. notches        |
| 19. _____                        | 19. zeroes         |
| 20. _____                        | 20. eddies         |
| <b>Review Words</b> 21. _____    | 21. flagpole       |
| 22. _____                        | 22. vice president |
| 23. _____                        | 23. ninety-one     |
| <b>Challenge Words</b> 24. _____ | 24. mangoes        |
| 25. _____                        | 25. sinews         |



Name \_\_\_\_\_

### Using the Word Study Steps

1. LOOK at the word.
2. SAY the word aloud.
3. STUDY the letters in the word.
4. WRITE the word.
5. CHECK the word.  
Did you spell the word right?  
If not, go back to step 1.

### X the Words

Put an X on the one word in each line that does not fit the spelling pattern.

1. liberties	possibilities	zeroes	abilities
2. fangs	countries	rodeos	beliefs
3. batches	rattlers	reptiles	fangs
4. lashes	potatoes	identities	notches
5. difficulties	eddies	possibilities	rodeos
6. taxes	abilities	losses	notches
7. reptiles	batches	taxes	potatoes
8. beliefs	rodeos	rattlers	difficulties
9. countries	identities	surroundings	eddies
10. losses	zeroes	lashes	liberties





Name \_\_\_\_\_

abilities	countries	batches	difficulties	eddies
fangs	identities	lashes	liberties	notches
possibilities	rattlers	reptiles	rodeos	surroundings
taxes	losses	potatoes	zeroes	beliefs

## Pattern Power!

Sort the spelling words by finding the spelling pattern to which each belongs.

**-es**

1. \_\_\_\_\_
2. \_\_\_\_\_
3. \_\_\_\_\_
4. \_\_\_\_\_
5. \_\_\_\_\_
6. \_\_\_\_\_
7. \_\_\_\_\_

**-ies**

1. \_\_\_\_\_
2. \_\_\_\_\_
3. \_\_\_\_\_
4. \_\_\_\_\_
5. \_\_\_\_\_
6. \_\_\_\_\_
7. \_\_\_\_\_

**-s**

1. \_\_\_\_\_
2. \_\_\_\_\_
3. \_\_\_\_\_
4. \_\_\_\_\_
5. \_\_\_\_\_

**no change**

1. \_\_\_\_\_

Name \_\_\_\_\_

abilities	countries	batches	difficulties	eddies
fangs	identities	lashes	liberties	notches
possibilities	rattlers	reptiles	rodeos	surroundings
taxes	losses	potatoes	zeroes	beliefs

## Fill in the Blanks

Write the spelling word that best completes each sentence.

- The water whirled around in the \_\_\_\_\_.
- Rattlesnakes live in several \_\_\_\_\_ with different climates.
- Miranda enjoyed making mashed \_\_\_\_\_ with gravy.
- The spy had several different \_\_\_\_\_ to fool his enemies.
- Snakes can be found at the zoo with other \_\_\_\_\_.
- The number one million contains six \_\_\_\_\_.
- Rattlers are more aware of their \_\_\_\_\_ than people are.
- The team had ten wins and three \_\_\_\_\_ in the season.

## Similar Meanings

Write the spelling word that has the same, or almost the same, meaning.

- |                         |                          |
|-------------------------|--------------------------|
| 9. talents _____        | 15. cowboy _____         |
| 10. freedoms _____      | entertainment _____      |
| 11. snakes _____        | 16. problems _____       |
| 12. values _____        | 17. eye protection _____ |
| 13. government _____    | 18. groups _____         |
| money _____             | 19. suggestions _____    |
| 14. snakes' teeth _____ | 20. cuts _____           |

**Circle each misspelled word in this report. Write the correctly spelled word on the lines below.**

1. \_\_\_\_\_ 3. \_\_\_\_\_ 5. \_\_\_\_\_  
2. \_\_\_\_\_ 4. \_\_\_\_\_ 6. \_\_\_\_\_

**Write a short report about snakes. Use four spelling words in your writing.**

This image shows a blank sheet of white paper with horizontal ruling lines. The lines are evenly spaced and run across the width of the page. There are no margins or other markings on the paper.

Name \_\_\_\_\_

Look at the words in each set below. One word in each set is spelled correctly. Use a pencil to fill in the circle next to the correct word. Before you begin, look at the sample set of words. Sample A has been done for you. Do Sample B by yourself. When you are sure you know what to do, you may go on with the rest of the page.

## Sample A:

- (A) scraches
- (B) scratches
- (C) skratches
- (D) scratchis


## Sample B:

- (E) snakes
- (F) snakies
- (G) snaks
- (H) snaiks

- |  |   |   |   |
|--|---|---|---|
| 1. (A) abilitys<br>(B) abilitées<br>(C) abilities<br>(D) abbillities           | 6. (E) fangz<br>(F) fangs<br>(G) fanges<br>(H) fanegs                   | 11. (A) possibilities<br>(B) possabilities<br>(C) posibilities<br>(D) possibleities | 16. (E) taxes<br>(F) taxés<br>(G) tackses<br>(H) taxxes           |
| 2. (E) countries<br>(F) countrys<br>(G) contries<br>(H) countrees              | 7. (A) identitees<br>(B) identitys<br>(C) identities<br>(D) iddentities | 12. (E) rattleres<br>(F) rattlers<br>(G) ratlers<br>(H) rattllers                   | 17. (A) loss<br>(B) lossés<br>(C) losses<br>(D) lausses           |
| 3. (A) batches<br>(B) batchs<br>(C) batchess<br>(D) baches                     | 8. (E) lashes<br>(F) lashs<br>(G) lashus<br>(H) lasshes                 | 13. (A) reptyles<br>(B) reptils<br>(C) reptiles<br>(D) repptiles                    | 18. (E) pitatoes<br>(F) patatoes<br>(G) potaitoes<br>(H) potatoes |
| 4. (E) difficultys<br>(F) dificulties<br>(G) difficulties<br>(H) difficullties | 9. (A) liberteés<br>(B) libberties<br>(C) libertys<br>(D) liberties     | 14. (E) rodeos<br>(F) rodeoes<br>(G) rodios<br>(H) rodeose                          | 19. (A) zérose<br>(B) zeroes<br>(C) zerros<br>(D) zerroes         |
| 5. (A) eddys<br>(B) eddeys<br>(C) edies<br>(D) eddies                          | 10. (E) notchs<br>(F) notchas<br>(G) notches<br>(H) noches              | 15. (A) surroundings<br>(B) suroundings<br>(C) surrounddings<br>(D) surroundings    | 20. (E) beleafs<br>(F) beleefs<br>(G) beliefs<br>(H) biliefs      |

Name \_\_\_\_\_

**Fold back the paper along the dotted line. Write the words in the blanks as they are read aloud. When you finish the test, unfold the paper. Use the list at the right to correct any spelling mistakes.**



- |                                  |                  |
|----------------------------------|------------------|
| 1. _____                         | 1. jogging       |
| 2. _____                         | 2. dripping      |
| 3. _____                         | 3. skimmed       |
| 4. _____                         | 4. raking        |
| 5. _____                         | 5. amusing       |
| 6. _____                         | 6. easing        |
| 7. _____                         | 7. regretted     |
| 8. _____                         | 8. forbidding    |
| 9. _____                         | 9. referred      |
| 10. _____                        | 10. injured      |
| 11. _____                        | 11. deserved     |
| 12. _____                        | 12. applied      |
| 13. _____                        | 13. relied       |
| 14. _____                        | 14. renewing     |
| 15. _____                        | 15. complicated  |
| 16. _____                        | 16. qualified    |
| 17. _____                        | 17. threatening  |
| 18. _____                        | 18. gnarled      |
| 19. _____                        | 19. envied       |
| 20. _____                        | 20. fascinated   |
| <b>Review Words</b> 21. _____    | 21. difficulties |
| 22. _____                        | 22. notches      |
| 23. _____                        | 23. rodeos       |
| <b>Challenge Words</b> 24. _____ | 24. adoring      |
| 25. _____                        | 25. diaries      |



Name \_\_\_\_\_

## Using the Word Study Steps

1. LOOK at the word.
2. SAY the word aloud.
3. STUDY the letters in the word.
4. WRITE the word.
5. CHECK the word.  
Did you spell the word right?  
If not, go back to step 1.

## Find and Circle

Find and circle each of the spelling words in this puzzle. Words may read forward, backward, upward, downward, or diagonally.

G	Q	A	D	S	L	F	M	R	G	D	A	R	Z	T	J	Y	C
N	U	P	E	K	F	F	A	N	E	K	B	M	G	Q	F	O	O
I	A	P	I	Y	B	S	I	T	D	E	V	R	E	S	E	D	M
N	L	L	V	X	I	W	A	D	E	T	T	E	R	G	E	R	P
E	I	I	N	V	E	N	G	N	I	K	A	R	B	G	K	D	L
T	F	E	E	N	I	D	R	I	P	P	I	N	G	N	G	E	I
A	I	D	E	C	G	N	I	S	U	M	A	S	E	A	N	M	C
E	E	R	S	O	I	N	J	U	R	E	D	N	A	R	I	M	A
R	D	A	D	E	I	L	E	R	C	O	K	G	S	L	G	I	T
H	F	F	O	R	B	I	D	D	I	N	G	S	I	E	G	K	E
T	P	R	G	D	D	E	R	R	E	F	E	R	N	D	O	S	D
B	L	A	G	C	P	V	Y	R	X	Y	Q	N	G	S	J	Q	R

List the words below as you find them in the puzzle.

- |          |           |           |           |
|----------|-----------|-----------|-----------|
| 1. _____ | 6. _____  | 11. _____ | 16. _____ |
| 2. _____ | 7. _____  | 12. _____ | 17. _____ |
| 3. _____ | 8. _____  | 13. _____ | 18. _____ |
| 4. _____ | 9. _____  | 14. _____ | 19. _____ |
| 5. _____ | 10. _____ | 15. _____ | 20. _____ |



Name \_\_\_\_\_

qualified  
threatening  
dripping  
regretted  
raking

renewing  
envied  
complicated  
injured  
referred

skimmed  
deserved  
forbidding  
applied  
jogging

gnarled  
amusing  
relied  
easing  
fascinated

Sort each spelling word according to its ending. Write the spelling words that end in:

*-ed*

1. \_\_\_\_\_
2. \_\_\_\_\_
3. \_\_\_\_\_
4. \_\_\_\_\_
5. \_\_\_\_\_
6. \_\_\_\_\_

7. \_\_\_\_\_
8. \_\_\_\_\_
9. \_\_\_\_\_
10. \_\_\_\_\_
11. \_\_\_\_\_
12. \_\_\_\_\_

Write the spelling words that end in:

*-ing*

1. \_\_\_\_\_
2. \_\_\_\_\_
3. \_\_\_\_\_
4. \_\_\_\_\_
5. \_\_\_\_\_
6. \_\_\_\_\_
7. \_\_\_\_\_
8. \_\_\_\_\_

Name \_\_\_\_\_

qualified	renewing	skimmed	gnarled
threatening	envied	deserved	amusing
dripping	complicated	forbidding	relied
regretted	injured	applied	easing
raking	referred	jogging	fascinated

## Definitions

Write the spelling word that has the same, or almost the same, meaning.

1. depended \_\_\_\_\_
2. amazed \_\_\_\_\_
3. funny \_\_\_\_\_
4. hard to understand or handle \_\_\_\_\_
5. hurt \_\_\_\_\_
6. running lightly \_\_\_\_\_
7. able; prepared for something \_\_\_\_\_
8. twisted; full of knots \_\_\_\_\_
9. read quickly \_\_\_\_\_

## Sentence Completions

Complete each sentence with a spelling word.

10. The veterans of the Vietnam War \_\_\_\_\_ to have a monument built in their honor.
11. The family thought about \_\_\_\_\_ their membership to the museum.
12. Before a monument was built just for them, some women \_\_\_\_\_ the men.
13. The mural showed a woman \_\_\_\_\_ leaves outside her home.
14. Maya Lin \_\_\_\_\_ to the victims of the Civil War in her speech.



**Circle the misspelled words in the passage. Write the words correctly on the lines below.**

1. \_\_\_\_\_ 3. \_\_\_\_\_ 5. \_\_\_\_\_  
2. \_\_\_\_\_ 4. \_\_\_\_\_ 6. \_\_\_\_\_

**Write a paragraph about something you can do to honor those who have lost their lives in service to their country. Use four words from your spelling list.**

[illegible]

Name \_\_\_\_\_

Look at the words in each set below. One word in each set is spelled correctly. Use a pencil to fill in the circle next to the correct word. Before you begin, look at the sample set of words. Sample A has been done for you. Do Sample B by yourself. When you are sure you know what to do, you may go on with the rest of the page.

## Sample A:

- (A) runnning
- (B) runing
- (C) running
- (D) rhunning


## Sample B:

- (E) amazed
- (F) umazed
- (G) ammazed
- (H) amazzed

- |   |  |   |   |
|---|--|---|---|
| 1. (A) amusing<br>(B) ammusing<br>(C) amussing<br>(D) ammusing                | 6. (E) easing<br>(F) easeing<br>(G) eazing<br>(H) eazeing                | 11. (A) injured<br>(B) enjured<br>(C) injurd<br>(D) ingerred          | 16. (E) rilied<br>(F) rellied<br>(G) realied<br>(H) relied                |
| 2. (E) applied<br>(F) aplyied<br>(G) aplied<br>(H) appllied                   | 7. (A) envyed<br>(B) enveyed<br>(C) envied<br>(D) enveed                 | 12. (E) joggging<br>(F) joling<br>(G) jogging<br>(H) joggeng          | 17. (A) rinewing<br>(B) rennewing<br>(C) renewing<br>(D) reneweing        |
| 3. (A) complicatted<br>(B) komplikated<br>(C) commplicated<br>(D) complicated | 8. (E) fascanated<br>(F) facinated<br>(G) fassinated<br>(H) fascinated   | 13. (A) quallified<br>(B) qualified<br>(C) qualafied<br>(D) qualefied | 18. (E) skimmed<br>(F) skimed<br>(G) skimmd<br>(H) scimmed                |
| 4. (E) daserved<br>(F) diserved<br>(G) deserved<br>(H) desserved              | 9. (A) forbidding<br>(B) forbiding<br>(C) forebidding<br>(D) fourbidding | 14. (E) rakking<br>(F) rakeing<br>(G) raking<br>(H) raking            | 19. (A) thretening<br>(B) threatning<br>(C) threatenng<br>(D) threatening |
| 5. (A) dripping<br>(B) dripping<br>(C) drippping<br>(D) drihping              | 10. (E) narled<br>(F) gnarld<br>(G) narld<br>(H) gnarled                 | 15. (A) regretted<br>(B) regretd<br>(C) reggretted<br>(D) rigretted   | 20. (E) riferred<br>(F) refered<br>(G) referred<br>(H) refurred           |

Name \_\_\_\_\_

**Fold back the paper along the dotted line. Write the words in the blanks as they are read aloud. When you finish the test, unfold the paper. Use the list at the right to correct any spelling mistakes.**



- |                                  |                |
|----------------------------------|----------------|
| 1. _____                         | 1. joint       |
| 2. _____                         | 2. foul        |
| 3. _____                         | 3. coil        |
| 4. _____                         | 4. hoist       |
| 5. _____                         | 5. stout       |
| 6. _____                         | 6. dawdle      |
| 7. _____                         | 7. mouthful    |
| 8. _____                         | 8. counter     |
| 9. _____                         | 9. brought     |
| 10. _____                        | 10. bawl       |
| 11. _____                        | 11. fountain   |
| 12. _____                        | 12. sprawls    |
| 13. _____                        | 13. douse      |
| 14. _____                        | 14. clause     |
| 15. _____                        | 15. sprouts    |
| 16. _____                        | 16. cautious   |
| 17. _____                        | 17. turmoil    |
| 18. _____                        | 18. scrawny    |
| 19. _____                        | 19. foundation |
| 20. _____                        | 20. turquoise  |
| <b>Review Words</b> 21. _____    | 21. relied     |
| 22. _____                        | 22. forbidding |
| 23. _____                        | 23. easing     |
| <b>Challenge Words</b> 24. _____ | 24. buoyant    |
| 25. _____                        | 25. renown     |



Name \_\_\_\_\_

## Using the Word Study Steps

1. LOOK at the word.
2. SAY the word aloud.
3. STUDY the letters in the word.
4. WRITE the word.
5. CHECK the word.  
Did you spell the word right?  
If not, go back to step 1.

## Here and There

Circle the spelling words in this puzzle. Each word appears once.

B	J	F	O	U	N	D	A	T	I	O	N	F
R	M	O	U	T	H	F	U	L	N	M	R	O
O	L	U	T	U	R	Q	U	O	I	S	E	U
U	K	L	X	B	A	W	L	P	R	T	Q	N
G	J	C	A	U	T	I	O	U	S	O	B	T
H	O	I	S	T	W	E	R	T	B	U	H	A
T	I	C	P	U	H	X	D	H	A	T	Y	I
D	N	L	R	R	S	P	R	A	W	L	S	N
O	T	A	O	M	B	C	O	I	L	V	Z	G
U	A	U	U	O	C	O	U	N	T	E	R	H
S	B	S	T	I	N	S	C	R	A	W	N	Y
E	R	E	S	L	V	D	A	W	D	L	E	C



Name \_\_\_\_\_

bawl  
coil  
joint  
sprouts  
clause

brought  
foul  
mouthful  
turmoil  
turquoise

cautious  
foundation  
dawdle  
stout  
douse

counter  
fountain  
sprawls  
hoist  
scrawny

Sort each spelling word by finding the sound and spelling pattern to which it belongs.

Write the words with the sound /ô/ spelled:

**aw**

1. \_\_\_\_\_
2. \_\_\_\_\_
3. \_\_\_\_\_
4. \_\_\_\_\_

**au**

1. \_\_\_\_\_
2. \_\_\_\_\_

**ou**

1. \_\_\_\_\_

Write the words with the  
/ou/ sound:

1. \_\_\_\_\_
2. \_\_\_\_\_
3. \_\_\_\_\_
4. \_\_\_\_\_
5. \_\_\_\_\_
6. \_\_\_\_\_
7. \_\_\_\_\_
8. \_\_\_\_\_

Write the words with the  
/oi/ sound:

1. \_\_\_\_\_
2. \_\_\_\_\_
3. \_\_\_\_\_
4. \_\_\_\_\_
5. \_\_\_\_\_

Name \_\_\_\_\_

bawl	brought	cautious	counter
coil	foul	foundation	fountain
joint	mouthful	dawdle	sprawl
sprouts	turmoil	stout	hoist
clause	turquoise	douse	scrawny

## Analogies

An analogy compares two pairs of words. It shows how two word pairs are similar. For example, up is to down as in is to out. Use spelling words to complete the analogies below.

1. **chair** is to **table** as **stool** is to \_\_\_\_\_.
2. **hurry** is to **run** as **stroll** is to \_\_\_\_\_.
3. **corner** is to **walls** as \_\_\_\_\_ is to **bones**.
4. **top** is to **roof** as **bottom** is to \_\_\_\_\_.
5. **snow** is to **white** as **sea** is to \_\_\_\_\_.
6. **cocoon** is to **butterflies** as **seed** is to \_\_\_\_\_.
7. **take** is to **took** as **bring** is to \_\_\_\_\_.
8. **music** is to **cd player** as **water** is to \_\_\_\_\_.
9. **chair** is to **sit** as **sofa** is to \_\_\_\_\_.
10. **head** is to **body** as \_\_\_\_\_ is to **sentence**.

## Antonyms

Write the spelling word that is the *opposite* of each word below.

- |                       |                    |
|-----------------------|--------------------|
| 11. dry _____         | 16. peace _____    |
| 12. release _____     | 17. enormous _____ |
| 13. careless _____    | 18. laugh _____    |
| 14. small taste _____ | 19. drop _____     |
| 15. slender _____     | 20. fair _____     |

**Circle the misspelled words in this paragraph. Write the words correctly on the lines below.**

1. \_\_\_\_\_ 3. \_\_\_\_\_ 5. \_\_\_\_\_  
2. \_\_\_\_\_ 4. \_\_\_\_\_ 6. \_\_\_\_\_

**Can you imagine a beautiful park? Write a description of the park and what you might do there. Use four spelling words in your description.**

This image shows a single sheet of white paper with horizontal blue or grey ruling lines. The lines are evenly spaced and run across the width of the page. There are approximately 20 lines visible. The paper has a slight shadow on the right side, suggesting it's resting on a surface.

Name \_\_\_\_\_

Look at the words in each set below. One word in each set is spelled correctly. Use a pencil to fill in the circle next to the correct word. Before you begin, look at the sample set of words. Sample A has been done for you. Do Sample B by yourself. When you are sure you know what to do, you may go on with the rest of the page.

## Sample A:

- (A) baut
- (B) bouht
- (C) bought
- (D) bawt

## Sample B:


- (E) spoil
- (F) spoyl
- (G) spoile
- (H) spoyel

- |   |   |  |   |
|---|---|--|---|
| 1. (A) baull<br>(B) baul<br>(C) bawll<br>(D) bawl                 | 6. (E) faul<br>(F) foul<br>(G) foull<br>(H) faull                       | 11. (A) dawdle<br>(B) dawdel<br>(C) daudle<br>(D) daudlle      | 16. (E) hoyst<br>(F) hoiset<br>(G) hoiste<br>(H) hoist              |
| 2. (E) braut<br>(F) brought<br>(G) brouht<br>(H) braught          | 7. (A) foundashen<br>(B) fowndation<br>(C) foundation<br>(D) foundatien | 12. (E) sprauls<br>(F) sprawlz<br>(G) sprawls<br>(H) sprols    | 17. (A) clause<br>(B) claus<br>(C) clauze<br>(D) clauz              |
| 3. (A) cautious<br>(B) caushious<br>(C) cautieous<br>(D) cawtious | 8. (E) fowntain<br>(F) fountain<br>(G) founten<br>(H) fownten           | 13. (A) sprowtts<br>(B) sproutts<br>(C) sprowts<br>(D) sprouts | 18. (E) terquoise<br>(F) turquoise<br>(G) turquoys<br>(H) turquoize |
| 4. (E) cownter<br>(F) caunter<br>(G) counter<br>(H) cowntir       | 9. (A) joint<br>(B) joynt<br>(C) gioint<br>(D) goint                    | 14. (E) turmoil<br>(F) termoil<br>(G) tirmoil<br>(H) turmmoil  | 19. (A) dous<br>(B) douce<br>(C) dawse<br>(D) douse                 |
| 5. (A) coil<br>(B) coyl<br>(C) coyel<br>(D) coile                 | 10. (E) mouthfull<br>(F) mauthful<br>(G) mouthful<br>(H) mowthful       | 15. (A) staut<br>(B) stoute<br>(C) stout<br>(D) stoutt         | 20. (E) skrawny<br>(F) skrawnny<br>(G) scrawny<br>(H) schrawny      |



Name \_\_\_\_\_

**Fold back the paper along the dotted line. Write the words in the blanks as they are read aloud. When you finish the test, unfold the paper. Use the list at the right to correct any spelling mistakes.**



- |                                  |              |
|----------------------------------|--------------|
| 1. _____                         | 1. dentist   |
| 2. _____                         | 2. jogger    |
| 3. _____                         | 3. fifteen   |
| 4. _____                         | 4. flatter   |
| 5. _____                         | 5. mutter    |
| 6. _____                         | 6. mustang   |
| 7. _____                         | 7. absent    |
| 8. _____                         | 8. hollow    |
| 9. _____                         | 9. empire    |
| 10. _____                        | 10. blizzard |
| 11. _____                        | 11. culture  |
| 12. _____                        | 12. goggles  |
| 13. _____                        | 13. summon   |
| 14. _____                        | 14. champion |
| 15. _____                        | 15. kennel   |
| 16. _____                        | 16. valley   |
| 17. _____                        | 17. fragment |
| 18. _____                        | 18. gallop   |
| 19. _____                        | 19. vulture  |
| 20. _____                        | 20. pigment  |
| <b>Review Words</b> 21. _____    | 21. sprawls  |
| 22. _____                        | 22. sprouts  |
| 23. _____                        | 23. mouthful |
| <b>Challenge Words</b> 24. _____ | 24. clammy   |
| 25. _____                        | 25. hammock  |



Name \_\_\_\_\_

## Using the Word Study Steps

1. LOOK at the word.
2. SAY the word aloud.
3. STUDY the letters in the word.
4. WRITE the word.
5. CHECK the word.

Did you spell the word right?  
If not, go back to step 1.

## Fill in the missing letters of each word to form a spelling word.

- |                  |                   |
|------------------|-------------------|
| 1. ke _____ el   | 11. pi _____ ent  |
| 2. cha _____ ion | 12. fra _____ ent |
| 3. vu _____ ure  | 13. va _____ ey   |
| 4. ho _____ ow   | 14. cu _____ ure  |
| 5. a _____ ent   | 15. ga _____ op   |
| 6. mu _____ er   | 16. su _____ on   |
| 7. mu _____ ang  | 17. bli _____ ard |
| 8. fla _____ er  | 18. fi _____ een  |
| 9. e _____ ire   | 19. jo _____ er   |
| 10. go _____ les | 20. de _____ ist  |

## Use the spelling words above to write a poem of at least 4 lines.

21. \_\_\_\_\_
22. \_\_\_\_\_
23. \_\_\_\_\_
24. \_\_\_\_\_



Name \_\_\_\_\_

absent  
empire  
gallop  
summon  
fragment

valley  
mutter  
dentist  
champion  
hollow

pigment  
goggles  
jogger  
mustang  
vulture

blizzard  
fifteen  
kennel  
flatter  
culture

**This week's spelling words have two consonants between two vowels. Sort the words according to the spelling pattern for the double consonants between the vowels.**

## *repeated consonants*

1. \_\_\_\_\_
2. \_\_\_\_\_
3. \_\_\_\_\_
4. \_\_\_\_\_
5. \_\_\_\_\_
6. \_\_\_\_\_
7. \_\_\_\_\_
8. \_\_\_\_\_
9. \_\_\_\_\_
10. \_\_\_\_\_

## *different consonants*

1. \_\_\_\_\_
2. \_\_\_\_\_
3. \_\_\_\_\_
4. \_\_\_\_\_
5. \_\_\_\_\_
6. \_\_\_\_\_
7. \_\_\_\_\_
8. \_\_\_\_\_
9. \_\_\_\_\_
10. \_\_\_\_\_

## **Alphabetical Order**

**Use the lines below to write the spelling words in alphabetical order.**

- |          |           |           |           |
|----------|-----------|-----------|-----------|
| 1. _____ | 6. _____  | 11. _____ | 16. _____ |
| 2. _____ | 7. _____  | 12. _____ | 17. _____ |
| 3. _____ | 8. _____  | 13. _____ | 18. _____ |
| 4. _____ | 9. _____  | 14. _____ | 19. _____ |
| 5. _____ | 10. _____ | 15. _____ | 20. _____ |

Name \_\_\_\_\_

absent  
empire  
gallop  
summon  
fragment

valley  
mutter  
dentist  
champion  
hollow

pigment  
goggles  
jogger  
mustang  
vulture

blizzard  
fifteen  
kennel  
flatter  
culture

## We Go Together

Write the spelling word that matches each clue below.

- |                      |       |                    |       |
|----------------------|-------|--------------------|-------|
| 1. snow storm        | _____ | 8. empty inside    | _____ |
| 2. run               | _____ | 9. not here        | _____ |
| 3. winner            | _____ | 10. bird of prey   | _____ |
| 4. to praise         | _____ | 11. small piece    | _____ |
| 5. eye protection    | _____ | 12. color in paint | _____ |
| 6. between mountains | _____ | 13. tooth doctor   | _____ |
| 7. dog's home        | _____ | 14. wild horse     | _____ |

## Complete the Sentence

Finish each sentence using a spelling word.

15. The ruler took great pride in his \_\_\_\_\_.
16. We could hear the unhappy child \_\_\_\_\_ under his breath.
17. The Greek \_\_\_\_\_ had wonderful art and architecture.
18. My mother runs to stay healthy; she is a \_\_\_\_\_.
19. A judge can \_\_\_\_\_ you to be in court.
20. There will be \_\_\_\_\_ candles on her birthday cake.

**Circle each incorrectly spelled word in this diary entry. Write the words correctly on the lines below.**

1. \_\_\_\_\_ 3. \_\_\_\_\_ 5. \_\_\_\_\_

2. \_\_\_\_\_ 4. \_\_\_\_\_ 6. \_\_\_\_\_

**Write a letter to Bob or another cowboy or cowgirl. Use four words from the spelling list.**

This image shows a blank sheet of white paper with horizontal ruling lines. The lines are evenly spaced and run across the width of the page. There are no margins, text, or other markings on the paper.

Name \_\_\_\_\_

Look at the words in each set below. One word in each set is spelled correctly. Use a pencil to fill in the circle next to the correct word. Before you begin, look at the sample set of words. Sample A has been done for you. Do Sample B by yourself. When you are sure you know what to do, you may go on with the rest of the page.

## Sample A:

- (A) umpirre
- (B) ummpire
- (C) umpyre
- (D) umpire

## Sample B:

- (E) scalop
- (F) scallop
- (G) scallop
- (H) scallup

- |   |   |  |   |
|---|---|--|---|
| 1. (A) abssent<br>(B) absint<br>(C) abbsent<br>(D) absent     | 6. (E) muttter<br>(F) mutter<br>(G) muttar<br>(H) muttur        | 11. (A) joger<br>(B) jogger<br>(C) joggerr<br>(D) joggir         | 16. (E) flater<br>(F) flatter<br>(G) flattur<br>(H) flattar       |
| 2. (E) vallee<br>(F) valley<br>(G) vallie<br>(H) valey        | 7. (A) goggles<br>(B) gogles<br>(C) ghoggles<br>(D) goggels     | 12. (E) kennal<br>(F) kennul<br>(G) kennel<br>(H) kennle         | 17. (A) fragment<br>(B) fragmint<br>(C) fragmunt<br>(D) fraggment |
| 3. (A) pigment<br>(B) pigmint<br>(C) piggment<br>(D) pigmunt  | 8. (E) fifteen<br>(F) fifteen<br>(G) fiftene<br>(H) fiffteen    | 13. (A) summun<br>(B) summonn<br>(C) sumon<br>(D) summon         | 18. (E) holow<br>(F) haullow<br>(G) hollo<br>(H) hollow           |
| 4. (E) blizzard<br>(F) blissard<br>(G) blizard<br>(H) blisard | 9. (A) gallup<br>(B) galop<br>(C) ghallop<br>(D) gallop         | 14. (E) champion<br>(F) champyon<br>(G) champeon<br>(H) champiun | 19. (A) vulture<br>(B) vulchure<br>(C) vultire<br>(D) vulcher     |
| 5. (A) emppire<br>(B) empeir<br>(C) empyre<br>(D) empire      | 10. (E) denttist<br>(F) dentisst<br>(G) dentist<br>(H) denntist | 15. (A) musttang<br>(B) musstang<br>(C) mustang<br>(D) mustange  | 20. (E) culcher<br>(F) culchure<br>(G) culture<br>(H) cultture    |

Name \_\_\_\_\_

**Read each sentence. If an underlined word is spelled wrong, fill in the circle that goes with that word. If no word is spelled wrong, fill in the circle below NONE. Read Sample A and do Sample B.**

- |   |   |
|---|---|
| <b>A.</b> The <u>loud</u> <u>soond</u> came from a high <u>tower</u> .<br><div style="display: flex; justify-content: space-around; width: 100%;"> <span>A</span> <span>B</span> <span>C</span> </div>                            | <div style="text-align: right;">NONE</div> <b>A.</b> (A) (B) (C) (D)  |
| <b>B.</b> The <u>grate</u> big <u>balloon</u> <u>burst</u> with a bang.<br><div style="display: flex; justify-content: space-around; width: 100%;"> <span>E</span> <span>F</span> <span>G</span> </div>                           | <div style="text-align: right;">NONE</div> <b>B.</b> (E) (F) (G) (H)  |
| <b>1.</b> This <u>afternoon</u> I saw an <u>earthworm</u> crawling through <u>cornmeil</u> .<br><div style="display: flex; justify-content: space-around; width: 100%;"> <span>A</span> <span>B</span> <span>C</span> </div>      | <div style="text-align: right;">NONE</div> <b>1.</b> (A) (B) (C) (D)  |
| <b>2.</b> Beautiful <u>turquise</u> water filled a <u>fifteen</u> foot <u>fountain</u> .<br><div style="display: flex; justify-content: space-around; width: 100%;"> <span>E</span> <span>F</span> <span>G</span> </div>          | <div style="text-align: right;">NONE</div> <b>2.</b> (E) (F) (G) (H)  |
| <b>3.</b> Let's <u>galop</u> into the <u>valley</u> for shelter from the <u>blizzard</u> .<br><div style="display: flex; justify-content: space-around; width: 100%;"> <span>A</span> <span>B</span> <span>C</span> </div>        | <div style="text-align: right;">NONE</div> <b>3.</b> (A) (B) (C) (D)  |
| <b>4.</b> Some <u>reptiles</u> , including <u>ratlers</u> , have <u>fangs</u> .<br><div style="display: flex; justify-content: space-around; width: 100%;"> <span>E</span> <span>F</span> <span>G</span> </div>                   | <div style="text-align: right;">NONE</div> <b>4.</b> (E) (F) (G) (H)  |
| <b>5.</b> She <u>brought</u> a <u>coil</u> of rope into the <u>vally</u> .<br><div style="display: flex; justify-content: space-around; width: 100%;"> <span>A</span> <span>B</span> <span>C</span> </div>                        | <div style="text-align: right;">NONE</div> <b>5.</b> (A) (B) (C) (D)  |
| <b>6.</b> From the <u>rooftop</u> , I could see a <u>valture</u> in our <u>cornfield</u> .<br><div style="display: flex; justify-content: space-around; width: 100%;"> <span>E</span> <span>F</span> <span>G</span> </div>        | <div style="text-align: right;">NONE</div> <b>6.</b> (E) (F) (G) (H)  |
| <b>7.</b> People find <u>reptiles</u> <u>amuseing</u> in some <u>countries</u> .<br><div style="display: flex; justify-content: space-around; width: 100%;"> <span>A</span> <span>B</span> <span>C</span> </div>                  | <div style="text-align: right;">NONE</div> <b>7.</b> (A) (B) (C) (D)  |
| <b>8.</b> In the field, she was <u>fascinated</u> by the <u>eartworm</u> and the <u>vulture</u> .<br><div style="display: flex; justify-content: space-around; width: 100%;"> <span>E</span> <span>F</span> <span>G</span> </div> | <div style="text-align: right;">NONE</div> <b>8.</b> (E) (F) (G) (H)  |
| <b>9.</b> <u>Amusing</u> things happened in all of the <u>fifteen</u> <u>countrys</u> we visited.<br><div style="display: flex; justify-content: space-around; width: 100%;"> <span>A</span> <span>B</span> <span>C</span> </div> | <div style="text-align: right;">NONE</div> <b>9.</b> (A) (B) (C) (D)  |
| <b>10.</b> Who <u>brought</u> <u>fifteen</u> <u>reptiles</u> to the zoo?<br><div style="display: flex; justify-content: space-around; width: 100%;"> <span>E</span> <span>F</span> <span>G</span> </div>                          | <div style="text-align: right;">NONE</div> <b>10.</b> (E) (F) (G) (H) |


Name \_\_\_\_\_

- |  |                             |
|--|-----------------------------|
| 11. He saw an <u>egshell</u> this <u>afternoon</u> , not an <u>earthworm</u> .<br><u>A</u> <u>B</u> <u>C</u>           | 11. (A) (B) (C) (D)<br>NONE |
| 12. The <u>foundation</u> of the <u>fontain</u> is <u>dripping</u> wet.<br><u>E</u> <u>F</u> <u>G</u>                  | 12. (E) (F) (G) (H)<br>NONE |
| 13. A piece of <u>turquoise</u> <u>eggshell</u> fell from the <u>roofop</u> nest.<br><u>A</u> <u>B</u> <u>C</u>        | 13. (A) (B) (C) (D)<br>NONE |
| 14. That <u>afternon</u> , we <u>regretted</u> using all of the <u>cornmeal</u> .<br><u>E</u> <u>F</u> <u>G</u>        | 14. (E) (F) (G) (H)<br>NONE |
| 15. We had <u>difficultes</u> <u>amusing</u> our cousin all <u>afternoon</u> .<br><u>A</u> <u>B</u> <u>C</u>           | 15. (A) (B) (C) (D)<br>NONE |
| 16. We piled <u>potatoes</u> and <u>sprouts</u> on the kitchen <u>conter</u> .<br><u>E</u> <u>F</u> <u>G</u>           | 16. (E) (F) (G) (H)<br>NONE |
| 17. The <u>blizard</u> over the <u>valley</u> <u>fascinated</u> me.<br><u>A</u> <u>B</u> <u>C</u>                      | 17. (A) (B) (C) (D)<br>NONE |
| 18. I've seen <u>rattlers</u> in that <u>holow</u> log by the <u>cornfield</u> .<br><u>E</u> <u>F</u> <u>G</u>         | 18. (E) (F) (G) (H)<br>NONE |
| 19. The <u>blizzard</u> <u>complicaten</u> our <u>field trip</u> plans.<br><u>A</u> <u>B</u> <u>C</u>                  | 19. (A) (B) (C) (D)<br>NONE |
| 20. The dog was <u>fascinatid</u> by the <u>hollow</u> log in the <u>valley</u> .<br><u>E</u> <u>F</u> <u>G</u>        | 20. (E) (F) (G) (H)<br>NONE |
| 21. A snake will not <u>coyl</u> and show its <u>fangs</u> in a <u>blizzard</u> .<br><u>A</u> <u>B</u> <u>C</u>        | 21. (A) (B) (C) (D)<br>NONE |
| 22. <u>Rattlers</u> with <u>fanges</u> create <u>difficulties</u> for cowhands.<br><u>E</u> <u>F</u> <u>G</u>          | 22. (E) (F) (G) (H)<br>NONE |
| 23. The patient horse <u>deservid</u> to <u>gallop</u> in the <u>valley</u> .<br><u>A</u> <u>B</u> <u>C</u>            | 23. (A) (B) (C) (D)<br>NONE |
| 24. He <u>deserved</u> a break after the <u>complicated</u> <u>counter</u><br><u>E</u> <u>F</u> <u>G</u><br>situation. | 24. (E) (F) (G) (H)<br>NONE |
| 25. She <u>regrettid</u> bringing the <u>cornmeal</u> and the <u>eggshell</u> .<br><u>A</u> <u>B</u> <u>C</u>          | 25. (A) (B) (C) (D)<br>NONE |



Name \_\_\_\_\_

**Fold back the paper along the dotted line. Write the words in the blanks as they are read aloud. When you finish the test, unfold the paper. Use the list at the right to correct any spelling mistakes.**



- |                                  |              |
|----------------------------------|--------------|
| 1. _____                         | 1. minus     |
| 2. _____                         | 2. loser     |
| 3. _____                         | 3. humor     |
| 4. _____                         | 4. closet    |
| 5. _____                         | 5. recent    |
| 6. _____                         | 6. student   |
| 7. _____                         | 7. equal     |
| 8. _____                         | 8. profile   |
| 9. _____                         | 9. local     |
| 10. _____                        | 10. comet    |
| 11. _____                        | 11. vacant   |
| 12. _____                        | 12. punish   |
| 13. _____                        | 13. cavern   |
| 14. _____                        | 14. shiver   |
| 15. _____                        | 15. decent   |
| 16. _____                        | 16. linen    |
| 17. _____                        | 17. legal    |
| 18. _____                        | 18. panic    |
| 19. _____                        | 19. smoky    |
| 20. _____                        | 20. tyrant   |
| <b>Review Words</b> 21. _____    | 21. valley   |
| 22. _____                        | 22. fifteen  |
| 23. _____                        | 23. culture  |
| <b>Challenge Words</b> 24. _____ | 24. fatigue  |
| 25. _____                        | 25. fugitive |



Name \_\_\_\_\_

## Using the Word Study Steps

1. LOOK at the word.
2. SAY the word aloud.
3. STUDY the letters in the word.
4. WRITE the word.
5. CHECK the word.  
Did you spell the word right?  
If not, go back to step 1.

## Find and Circle

### Where are the spelling words?

l i n e n c j g l e g a l w p x s t u d e n t h u m o r t u h o  
b r d c a v e r n e m i n u s b z t p r o f i l e e t l e q u a l  
p u n i s h t o m t y r a n t e y y s m o k y u a t r e c e n t  
g i s v a c a n t h p a n i c m u c l o c a l b z t s h i v e r  
c o m e t h w v l o s e r f t r d e c e n t l o k c l o s e t e r

### List the words below as you find them in the puzzle.

- |          |           |           |           |
|----------|-----------|-----------|-----------|
| 1. _____ | 6. _____  | 11. _____ | 16. _____ |
| 2. _____ | 7. _____  | 12. _____ | 17. _____ |
| 3. _____ | 8. _____  | 13. _____ | 18. _____ |
| 4. _____ | 9. _____  | 14. _____ | 19. _____ |
| 5. _____ | 10. _____ | 15. _____ | 20. _____ |



Name \_\_\_\_\_

tyrant  
equal  
humor  
recent

profile  
linen  
closet  
student

smoky  
legal  
comet  
shiver

minus  
loser  
punish  
cavern

local  
decent  
vacant  
panic

Sort each spelling word by determining if it follows the V/VC pattern or the VC/V pattern. Write each word in the correct column.

## V/CV Pattern

1. \_\_\_\_\_
2. \_\_\_\_\_
3. \_\_\_\_\_
4. \_\_\_\_\_
5. \_\_\_\_\_
6. \_\_\_\_\_
7. \_\_\_\_\_
8. \_\_\_\_\_
9. \_\_\_\_\_
10. \_\_\_\_\_
11. \_\_\_\_\_
12. \_\_\_\_\_
13. \_\_\_\_\_

## VC/V Pattern

1. \_\_\_\_\_
2. \_\_\_\_\_
3. \_\_\_\_\_
4. \_\_\_\_\_
5. \_\_\_\_\_
6. \_\_\_\_\_
7. \_\_\_\_\_

Use the spelling words above to help you write a poem of at least 4 lines.

1. \_\_\_\_\_
2. \_\_\_\_\_
3. \_\_\_\_\_
4. \_\_\_\_\_

Name \_\_\_\_\_

tyrant	profile	smoky	minus	local
equal	linen	legal	loser	decent
humor	closet	comet	punish	vacant
recent	student	shiver	cavern	panic

## Definitions

Write the spelling word that matches each definition below.

- bully \_\_\_\_\_
- empty \_\_\_\_\_
- cave \_\_\_\_\_
- one who lost \_\_\_\_\_
- type of cloth \_\_\_\_\_
- place for clothes \_\_\_\_\_
- pupil \_\_\_\_\_
- the same as \_\_\_\_\_
- subtract \_\_\_\_\_
- shake \_\_\_\_\_

## Finish the Sentences

Write the spelling word that best completes each sentence.

- Do you think the general would \_\_\_\_\_ the children for speaking to him?
- I was frightened, but I didn't \_\_\_\_\_ when I saw the soldiers.
- The general laughed at him, so he must have had a sense of \_\_\_\_\_.
- If you're looking at his \_\_\_\_\_, you're looking at the side of his face.
- Was that a \_\_\_\_\_ event, or did it happen a long time ago?
- They wondered if the laws that he passed were \_\_\_\_\_.
- The soldier had been smoking a pipe, so the room was \_\_\_\_\_.
- The \_\_\_\_\_ streaked through the night sky.
- The \_\_\_\_\_ pond closest to our house was full of ice.
- They came to believe that the general was a \_\_\_\_\_ man.

**Circle the misspelled words in this paragraph. Write the words correctly on the lines below.**

1. \_\_\_\_\_ 3. \_\_\_\_\_ 5. \_\_\_\_\_  
2. \_\_\_\_\_ 4. \_\_\_\_\_ 6. \_\_\_\_\_

**Think about something that you like to do. Has there ever been a time when you couldn't do it and you had to ask someone's permission to help you? Write about what happened, or what you think might happen, in this situation. Use four spelling words.**

[illegible]

Name \_\_\_\_\_

Look at the words in each set below. One word in each set is spelled correctly. Use a pencil to fill in the circle next to the correct word. Before you begin, look at the sample set of words. Sample A has been done for you. Do Sample B by yourself. When you are sure you know what to do, you may go on with the rest of the page.

## Sample A:

- (A) regu
- (B) regal
- (C) reagel
- (D) reagal


## Sample B:

- (E) closee
- (F) closer
- (G) cloeser
- (H) closer

- |   |  |   |  |
|---|--|---|--|
| 1. (A) tyrunt<br>(B) tyrent<br>(C) tirant<br>(D) tyrant       | 6. (E) equel<br>(F) equul<br>(G) equal<br>(H) equall       | 11. (A) houmor<br>(B) huemor<br>(C) humor<br>(D) humer      | 16. (E) recent<br>(F) rescent<br>(G) ricent<br>(H) resint      |
| 2. (E) profyle<br>(F) proffile<br>(G) profile<br>(H) profilie | 7. (A) linnen<br>(B) linen<br>(C) lynen<br>(D) lynnenn     | 12. (E) closset<br>(F) closet<br>(G) clozet<br>(H) closett  | 17. (A) student<br>(B) stoodent<br>(C) studint<br>(D) studdent |
| 3. (A) smoky<br>(B) smmokky<br>(C) smokky<br>(D) smokkey      | 8. (E) legal<br>(F) legul<br>(G) legall<br>(H) leegal      | 13. (A) comet<br>(B) commet<br>(C) comit<br>(D) comett      | 18. (E) shivver<br>(F) schiver<br>(G) shiver<br>(H) shivur     |
| 4. (E) mihnus<br>(F) minus<br>(G) minise<br>(H) mineus        | 9. (A) lozer<br>(B) loozzer<br>(C) loseer<br>(D) loser     | 14. (E) punissh<br>(F) punnish<br>(G) punish<br>(H) puhnish | 19. (A) cavnir<br>(B) cavnur<br>(C) cavern<br>(D) cavnern      |
| 5. (A) local<br>(B) lockal<br>(C) locul<br>(D) locel          | 10. (E) decent<br>(F) deesent<br>(G) desent<br>(H) descint | 15. (A) vacent<br>(B) vaceant<br>(C) vaccant<br>(D) vacant  | 20. (E) pannick<br>(F) pannic<br>(G) panick<br>(H) panic       |

Name \_\_\_\_\_

**Fold back the paper along the dotted line. Write the words in the blanks as they are read aloud. When you finish the test, unfold the paper. Use the list at the right to correct any spelling mistakes.**



- |                                  |               |
|----------------------------------|---------------|
| 1. _____                         | 1. video      |
| 2. _____                         | 2. poet       |
| 3. _____                         | 3. riot       |
| 4. _____                         | 4. piano      |
| 5. _____                         | 5. diary      |
| 6. _____                         | 6. radio      |
| 7. _____                         | 7. ideas      |
| 8. _____                         | 8. ruin       |
| 9. _____                         | 9. diet       |
| 10. _____                        | 10. patriot   |
| 11. _____                        | 11. fluid     |
| 12. _____                        | 12. rodeo     |
| 13. _____                        | 13. cruel     |
| 14. _____                        | 14. genuine   |
| 15. _____                        | 15. casual    |
| 16. _____                        | 16. trial     |
| 17. _____                        | 17. fuel      |
| 18. _____                        | 18. meteor    |
| 19. _____                        | 19. diameter  |
| 20. _____                        | 20. meander   |
| <b>Review Words</b> 21. _____    | 21. recent    |
| 22. _____                        | 22. closet    |
| 23. _____                        | 23. minus     |
| <b>Challenge Words</b> 24. _____ | 24. situation |
| 25. _____                        | 25. variety   |



Name \_\_\_\_\_

## Using the Word Study Steps

1. LOOK at the word.
2. SAY the word aloud.
3. STUDY the letters in the word.
4. WRITE the word.
5. CHECK the word.  
Did you spell the word right?  
If not, go back to step 1.

## Fill-Ins

Fill in the missing letters of each word to form a spelling word.

- |                  |                  |
|------------------|------------------|
| 1. cas _____ l   | 11. gen _____ ne |
| 2. rod _____     | 12. fl _____ d   |
| 3. rad _____     | 13. d _____ ry   |
| 4. p _____ t     | 14. id _____ s   |
| 5. d _____ meter | 15. patr _____ t |
| 6. r _____ n     | 16. f _____ l    |
| 7. vid _____     | 17. d _____ t    |
| 8. p _____ no    | 18. r _____ t    |
| 9. cr _____ l    | 19. tr _____ l   |
| 10. met _____ r  | 20. m _____ nder |

## Reverse Alphabetical Order

Use the lines below to write the spelling words in reverse alphabetical order.

- |          |           |           |           |
|----------|-----------|-----------|-----------|
| 1. _____ | 6. _____  | 11. _____ | 16. _____ |
| 2. _____ | 7. _____  | 12. _____ | 17. _____ |
| 3. _____ | 8. _____  | 13. _____ | 18. _____ |
| 4. _____ | 9. _____  | 14. _____ | 19. _____ |
| 5. _____ | 10. _____ | 15. _____ | 20. _____ |





Name \_\_\_\_\_

ideas  
poet  
riot  
video

piano  
diary  
radio  
fluid

fuel  
rodeo  
meteor  
cruel

casual  
trial  
diet  
ruin

meander  
genuine  
diameter  
patriot

Sort each spelling word by finding the sound and spelling pattern to which it belongs.

**ea**

1. \_\_\_\_\_
2. \_\_\_\_\_

**eo**

1. \_\_\_\_\_
2. \_\_\_\_\_
3. \_\_\_\_\_

**ia**

1. \_\_\_\_\_
2. \_\_\_\_\_
3. \_\_\_\_\_
4. \_\_\_\_\_

**ie**

1. \_\_\_\_\_

**io**

1. \_\_\_\_\_
2. \_\_\_\_\_
3. \_\_\_\_\_

**oe**

1. \_\_\_\_\_

**ua**

1. \_\_\_\_\_

**ue**

1. \_\_\_\_\_
2. \_\_\_\_\_

**ui**

1. \_\_\_\_\_
2. \_\_\_\_\_
3. \_\_\_\_\_

Name \_\_\_\_\_

ideas	piano	fuel	casual	meander
poet	diary	rodeo	trial	genuine
riot	radio	meteor	diet	diameter
video	fluid	cruel	ruin	patriot

## Fill in the Blank

Write the spelling word that best completes each sentence.

1. Esther wrote in her \_\_\_\_\_ each day.
2. Did you watch the \_\_\_\_\_ about voting rights?
3. She played the \_\_\_\_\_ while he sang.
4. Did all the angry people looking for gold cause a \_\_\_\_\_?
5. Her \_\_\_\_\_ included the belief that women should be able to vote and hold office.
6. I'd like to write a poem about her, but I am not a \_\_\_\_\_.
7. We went to Wyoming and saw horses and cowboys at the \_\_\_\_\_.
8. The horses had a \_\_\_\_\_ of oats and other grains.
9. The cowboys were not \_\_\_\_\_. They treated the horses kindly.
10. We wore \_\_\_\_\_ clothing because we were sitting on the ground.

## Definitions

Write the spelling word that matches each definition below.

- |   |  |
|---|--|
| 11. device that plays music and news _____    | 16. rock from space _____                  |
| 12. real, not fake _____                      | 17. type of energy, such as gasoline _____ |
| 13. line through the center of a circle _____ | 18. destroy _____                          |
| 14. move or walk slowly _____                 | 19. decision process in a court _____      |
| 15. one who supports his or her country _____ | 20. liquid _____                           |

**Circle the misspelled words in the passage. Write the words correctly on the lines below.**

Mrs. Esther Morris was a true patreot. In her time, she would have been called a genuen article. She was a fair judge. She didn't punish Ben Sheeks when he misbehaved during a tryial. There was no vidio when Mrs. Morris lived. There wasn't even radeo. I would have liked to see or hear her. I like many of her ideus.

1. \_\_\_\_\_ 3. \_\_\_\_\_ 5. \_\_\_\_\_  
2. \_\_\_\_\_ 4. \_\_\_\_\_ 6. \_\_\_\_\_

**Suppose that you could write a letter to Mrs. Morris. What would you say about her ideas? How would you describe what voting is like today? Use the lines below to write your letter. Include four spelling words.**

This image shows a blank sheet of white paper with horizontal ruling lines. The lines are evenly spaced and run across the width of the page. There are no margins, text, or other markings on the paper.

Name \_\_\_\_\_

Look at the words in each set below. One word in each set is spelled correctly. Use a pencil to fill in the circle next to the correct word. Before you begin, look at the sample set of words. Sample A has been done for you. Do Sample B by yourself. When you are sure you know what to do, you may go on with the rest of the page.

## Sample A:

- ☒ (A) dial
- ☐ (B) diul
- ☐ (C) dieal
- ☐ (D) diel


## Sample B:

- ☐ (E) audieo
- ☐ (F) audio
- ☐ (G) audeo
- ☐ (H) auddio

- |   |   |  |  |
|---|---|--|--|
| 1. <input checked="" type="radio"/> (A) ideas<br><input type="radio"/> (B) idees<br><input type="radio"/> (C) ideaz<br><input type="radio"/> (D) iddeas | 6. <input type="radio"/> (E) diery<br><input type="radio"/> (F) dieary<br><input type="radio"/> (G) diary<br><input type="radio"/> (H) dyary        | 11. <input type="radio"/> (A) meteur<br><input type="radio"/> (B) meeteor<br><input type="radio"/> (C) meteor<br><input type="radio"/> (D) metior          | 16. <input type="radio"/> (E) fuel<br><input type="radio"/> (F) fuell<br><input type="radio"/> (G) fule<br><input type="radio"/> (H) fewl              |
| 2. <input type="radio"/> (E) poett<br><input type="radio"/> (F) poete<br><input type="radio"/> (G) poet<br><input type="radio"/> (H) poette             | 7. <input type="radio"/> (A) radio<br><input type="radio"/> (B) radeo<br><input type="radio"/> (C) radioe<br><input type="radio"/> (D) raidio       | 12. <input type="radio"/> (E) crewl<br><input type="radio"/> (F) crule<br><input type="radio"/> (G) cruel<br><input type="radio"/> (H) cruell              | 17. <input type="radio"/> (A) paitriot<br><input type="radio"/> (B) patriot<br><input type="radio"/> (C) paytriot<br><input type="radio"/> (D) patriet |
| 3. <input type="radio"/> (A) ryot<br><input type="radio"/> (B) riot<br><input type="radio"/> (C) riott<br><input type="radio"/> (D) rhiot               | 8. <input type="radio"/> (E) flewid<br><input type="radio"/> (F) flued<br><input type="radio"/> (G) flooid<br><input type="radio"/> (H) fluid       | 13. <input type="radio"/> (A) casual<br><input type="radio"/> (B) cassual<br><input type="radio"/> (C) casuall<br><input type="radio"/> (D) cazual         | 18. <input type="radio"/> (E) rhuin<br><input type="radio"/> (F) ruine<br><input type="radio"/> (G) ruin<br><input type="radio"/> (H) rooin            |
| 4. <input type="radio"/> (E) viddeo<br><input type="radio"/> (F) vidio<br><input type="radio"/> (G) vidieo<br><input type="radio"/> (H) video           | 9. <input type="radio"/> (A) jenuine<br><input type="radio"/> (B) genuine<br><input type="radio"/> (C) genuin<br><input type="radio"/> (D) genuinne | 14. <input type="radio"/> (E) meandir<br><input type="radio"/> (F) meannder<br><input type="radio"/> (G) meander<br><input type="radio"/> (H) meandar      | 19. <input type="radio"/> (A) diet<br><input type="radio"/> (B) diete<br><input type="radio"/> (C) diett<br><input type="radio"/> (D) dyet             |
| 5. <input type="radio"/> (A) piano<br><input type="radio"/> (B) pianno<br><input type="radio"/> (C) peano<br><input type="radio"/> (D) peanno           | 10. <input type="radio"/> (E) rodeo<br><input type="radio"/> (F) rodio<br><input type="radio"/> (G) rodeio<br><input type="radio"/> (H) roddeo      | 15. <input type="radio"/> (A) diammeter<br><input type="radio"/> (B) dyameter<br><input type="radio"/> (C) dieameter<br><input type="radio"/> (D) diameter | 20. <input type="radio"/> (E) triel<br><input type="radio"/> (F) trial<br><input type="radio"/> (G) triall<br><input type="radio"/> (H) tryal          |

Name \_\_\_\_\_

**Fold back the paper along the dotted line. Write the words in the blanks as they are read aloud. When you finish the test, unfold the paper. Use the list at the right to correct any spelling mistakes.**



- |                                  |               |
|----------------------------------|---------------|
| 1. _____                         | 1. hilltop    |
| 2. _____                         | 2. grassland  |
| 3. _____                         | 3. footprint  |
| 4. _____                         | 4. handsome   |
| 5. _____                         | 5. landlord   |
| 6. _____                         | 6. partner    |
| 7. _____                         | 7. cockpit    |
| 8. _____                         | 8. fairground |
| 9. _____                         | 9. address    |
| 10. _____                        | 10. fiddler   |
| 11. _____                        | 11. reckless  |
| 12. _____                        | 12. pilgrim   |
| 13. _____                        | 13. improve   |
| 14. _____                        | 14. instant   |
| 15. _____                        | 15. dolphin   |
| 16. _____                        | 16. orphan    |
| 17. _____                        | 17. concrete  |
| 18. _____                        | 18. complain  |
| 19. _____                        | 19. district  |
| 20. _____                        | 20. although  |
| <b>Review Words</b> 21. _____    | 21. ideas     |
| 22. _____                        | 22. piano     |
| 23. _____                        | 23. fuel      |
| <b>Challenge Words</b> 24. _____ | 24. mischief  |
| 25. _____                        | 25. laughter  |



Name \_\_\_\_\_

## Using the Word Study Steps

1. LOOK at the word.
2. SAY the word aloud.
3. STUDY the letters in the word.
4. WRITE the word.
5. CHECK the word.  
Did you spell the word right?  
If not, go back to step 1.

## Fill-Ins

Fill in the missing letters of each word to form a spelling word.

- |                  |                    |
|------------------|--------------------|
| 1. a _____ ough  | 11. i _____ ove    |
| 2. di _____ ict  | 12. re _____ ess   |
| 3. gra _____ and | 13. pi _____ im    |
| 4. la _____ ord  | 14. pa _____ er    |
| 5. ha _____ ome  | 15. foo _____ int  |
| 6. a _____ ess   | 16. fi _____ er    |
| 7. co _____ ete  | 17. do _____ in    |
| 8. i _____ ant   | 18. fai _____ ound |
| 9. co _____ ain  | 19. hi _____ op    |
| 10. o _____ an   | 20. co _____ it    |

## Make a Puzzle

Make a puzzle of your own using the space on this page. Give it to someone else to solve. Be sure to include at least five spelling words in your puzzle.



Name \_\_\_\_\_

orphan  
instant  
grassland  
address  
footprint

complain  
reckless  
landlord  
improve  
dolphin

hilltop  
handsome  
pilgrim  
although  
cockpit

concrete  
fairground  
district  
partner  
fiddler

**Sort each spelling word by writing it in the correct column.**  
**Note: One word can be placed in all three columns.**

**First syllable is stressed**

1. \_\_\_\_\_
2. \_\_\_\_\_
3. \_\_\_\_\_
4. \_\_\_\_\_
5. \_\_\_\_\_
6. \_\_\_\_\_
7. \_\_\_\_\_
8. \_\_\_\_\_

9. \_\_\_\_\_
10. \_\_\_\_\_
11. \_\_\_\_\_
12. \_\_\_\_\_
13. \_\_\_\_\_
14. \_\_\_\_\_
15. \_\_\_\_\_
16. \_\_\_\_\_

**Second syllable is stressed**

1. \_\_\_\_\_
2. \_\_\_\_\_
3. \_\_\_\_\_

**Either syllable could be stressed**

1. \_\_\_\_\_

Name \_\_\_\_\_

orphan	complain	hilltop	concrete
instant	reckless	handsome	fairground
grassland	landlord	pilgrim	district
address	improve	although	partner
footprint	dolphin	cockpit	fiddler

## Fill in the Blank

Write the spelling word that best completes each sentence.

1. A child who does not have parents is called an \_\_\_\_\_.
2. The \_\_\_\_\_ is a very intelligent marine animal.
3. Did the ranger \_\_\_\_\_ when they created their own path?
4. The \_\_\_\_\_ asked for the rent.
5. I'll meet you at the Ferris wheel in the \_\_\_\_\_.
6. Write your return \_\_\_\_\_ at the top of the letter.
7. My dance \_\_\_\_\_ didn't make a mistake during the recital.
8. The pilot sits in the airplane's \_\_\_\_\_.

## Similar Meanings

Write the spelling word that has the same, or almost the same, meaning.

9. immediate \_\_\_\_\_
10. attractive \_\_\_\_\_
11. out of control \_\_\_\_\_
12. area \_\_\_\_\_
13. make better \_\_\_\_\_
14. one who plays a fiddle \_\_\_\_\_
15. grass-covered land \_\_\_\_\_
16. mixture of cement, sand, rock and water \_\_\_\_\_



**Circle the misspelled words in the passage. Write the words correctly on the lines below.**

1. \_\_\_\_\_ 3. \_\_\_\_\_ 5. \_\_\_\_\_

2. \_\_\_\_\_ 4. \_\_\_\_\_ 6. \_\_\_\_\_

**Write a paragraph about an area near your home or school that you would like to protect. Use four words from your spelling list.**

This image shows a single sheet of white paper with horizontal blue or grey ruling lines. The lines are evenly spaced and run across the width of the page. There are approximately 20 lines visible. The paper has a slight shadow on the right side, suggesting it's resting on a surface.

Name \_\_\_\_\_

Look at the words in each set below. One word in each set is spelled correctly. Use a pencil to fill in the circle next to the correct word. Before you begin, look at the sample set of words. Sample A has been done for you. Do Sample B by yourself. When you are sure you know what to do, you may go on with the rest of the page.

## Sample A:

- (A) laffter
- (B) lafter
- (C) laughter
- (D) laughtir


## Sample B:

- (E) complete
- (F) compleet
- (G) commplete
- (H) compliet

- |   |   |  |   |
|---|---|--|---|
| 1. (A) orphen<br>(B) orphan<br>(C) orphun<br>(D) orphon           | 6. (E) reckluss<br>(F) reckliss<br>(G) reckless<br>(H) wreckless        | 11. (A) pilgrem<br>(B) pilgrim<br>(C) pillgrim<br>(D) pilgrum      | 16. (E) partner<br>(F) partener<br>(G) pardner<br>(H) partnir         |
| 2. (E) complain<br>(F) complane<br>(G) commplain<br>(H) complainn | 7. (A) handsomme<br>(B) handsum<br>(C) hansome<br>(D) handsome          | 12. (E) districkt<br>(F) disstrict<br>(G) district<br>(H) distrikt | 17. (A) footpprint<br>(B) futtprint<br>(C) footprint<br>(D) footprint |
| 3. (A) hiltop<br>(B) hilltop<br>(C) hilltopp<br>(D) hillttop      | 8. (E) faerground<br>(F) fairground<br>(G) fairgraund<br>(H) fareground | 13. (A) address<br>(B) adress<br>(C) addres<br>(D) adruss          | 18. (E) dollphin<br>(F) dolffin<br>(G) dolphin<br>(H) dolfin          |
| 4. (E) concrete<br>(F) concreet<br>(G) concret<br>(H) concreat    | 9. (A) grasland<br>(B) grasslend<br>(C) grassland<br>(D) grasslland     | 14. (E) impruev<br>(F) improov<br>(G) impruve<br>(H) improve       | 19. (A) cockpit<br>(B) cokpit<br>(C) cockpitt<br>(D) cackpit          |
| 5. (A) instent<br>(B) instunt<br>(C) instant<br>(D) instont       | 10. (E) landlord<br>(F) landdlord<br>(G) landlordd<br>(H) lanndlord     | 15. (A) allthow<br>(B) althow<br>(C) although<br>(D) although      | 20. (E) fidler<br>(F) fiddler<br>(G) fidller<br>(H) fiddleer          |

Name \_\_\_\_\_

**Fold back the paper  
along the dotted line.  
Write the words in the  
blanks as they are  
read aloud. When you  
finish the test, unfold  
the paper. Use the list  
at the right to correct  
any spelling mistakes.**



- |                                  |               |
|----------------------------------|---------------|
| 1. _____                         | 1. dozen      |
| 2. _____                         | 2. beside     |
| 3. _____                         | 3. motion     |
| 4. _____                         | 4. appoint    |
| 5. _____                         | 5. season     |
| 6. _____                         | 6. phony      |
| 7. _____                         | 7. observe    |
| 8. _____                         | 8. active     |
| 9. _____                         | 9. restore    |
| 10. _____                        | 10. expert    |
| 11. _____                        | 11. reserve   |
| 12. _____                        | 12. embrace   |
| 13. _____                        | 13. coastal   |
| 14. _____                        | 14. python    |
| 15. _____                        | 15. govern    |
| 16. _____                        | 16. scorching |
| 17. _____                        | 17. flurry    |
| 18. _____                        | 18. canvas    |
| 19. _____                        | 19. copper    |
| 20. _____                        | 20. cocoon    |
| <b>Review Words</b> 21. _____    | 21. partner   |
| 22. _____                        | 22. footprint |
| 23. _____                        | 23. dolphin   |
| <b>Challenge Words</b> 24. _____ | 24. superb    |
| 25. _____                        | 25. bleachers |



Name \_\_\_\_\_

## Using the Word Study Steps

1. LOOK at the word.
2. SAY the word aloud.
3. STUDY the letters in the word.
4. WRITE the word.
5. CHECK the word.  
Did you spell the word right?  
If not, go back to step 1.

## Fill-Ins

Fill in the missing letters of each word to form a spelling word.

- |                        |                          |
|------------------------|--------------------------|
| 1. p ____ th ____ n    | 11. c ____ ____ stal     |
| 2. sc ____ rch ____ ng | 12. r ____ s ____ rve    |
| 3. s ____ ____ son     | 13. g ____ v ____ rn     |
| 4. d ____ z ____ n     | 14. fl ____ rr ____      |
| 5. m ____ ti ____ n    | 15. c ____ pp ____ r     |
| 6. ph ____ n ____      | 16. app ____ ____ nt     |
| 7. ____ ct ____ ve     | 17. b ____ s ____ de     |
| 8. c ____ nv ____ s    | 18. c ____ c ____ ____ n |
| 9. ____ xp ____ rt     | 19. r ____ st ____ re    |
| 10. ____ mbr ____ ce   | 20. ____ bs ____ rve     |

## Write the Words

Use the lines below to practice writing the spelling words.

_____	_____	_____	_____
_____	_____	_____	_____
_____	_____	_____	_____
_____	_____	_____	_____
_____	_____	_____	_____
_____	_____	_____	_____



Name \_\_\_\_\_

scorching  
motion  
appoint  
expert  
copper

reserve  
dozen  
python  
canvas  
flurry

coastal  
beside  
restore  
season  
govern

phony  
cocoon  
embrace  
observe  
active

**Write the spelling words in alphabetical order.**

- |           |           |
|-----------|-----------|
| 1. _____  | 11. _____ |
| 2. _____  | 12. _____ |
| 3. _____  | 13. _____ |
| 4. _____  | 14. _____ |
| 5. _____  | 15. _____ |
| 6. _____  | 16. _____ |
| 7. _____  | 17. _____ |
| 8. _____  | 18. _____ |
| 9. _____  | 19. _____ |
| 10. _____ | 20. _____ |

## Make a Puzzle

**Make a puzzle of your own using the space on this page. Give it to someone else to solve. Be sure to include at least five spelling words in your puzzle.**

Name \_\_\_\_\_

scorching  
motion  
appoint  
expert  
copper

reserve  
dozen  
python  
canvas  
flurry

coastal  
beside  
restore  
season  
govern

phony  
cocoon  
embrace  
observe  
active

## Fill in the Blank

Complete each sentence with a spelling word.

1. It was a hot day, and the sun was \_\_\_\_\_ the land.
2. The people in the village came running to stand \_\_\_\_\_ the new pump.
3. They thought it would be wise to \_\_\_\_\_ a leader to be in charge of the pump.
4. There must have been a \_\_\_\_\_ people lined up to try out the new machine.
5. Fatima made the pump work by using a smooth, pulling \_\_\_\_\_.
6. There was a \_\_\_\_\_ of activity, and then a gush of clear water.
7. No matter how hard he tried, Ahmed couldn't \_\_\_\_\_ the pump to working order.
8. The children all gathered to \_\_\_\_\_ the new pump in action.

## Definitions

Write the spelling word that has the same, or almost the same, meaning.

- |  |   |
|--|---|
| 9. a type of snake _____                       | 14. a person who has great skill in a particular area _____ |
| 10. fake; not real _____                       |   |
| 11. busy; in use _____                         | 15. a reddish-brown metal _____                             |
| 12. to direct or rule a country or state _____ |   |
| 13. the area where land meets water _____      | 16. to set something aside for later use _____              |

**Circle the misspelled words in the passage. Write the words correctly on the lines below.**

1. \_\_\_\_\_ 3. \_\_\_\_\_ 5. \_\_\_\_\_  
2. \_\_\_\_\_ 4. \_\_\_\_\_ 6. \_\_\_\_\_

**Write a paragraph about a time you learned to use something new. Use four words from your spelling list.**

[illegible]

Name \_\_\_\_\_

Look at the words in each set below. One word in each set is spelled correctly. Use a pencil to fill in the circle next to the correct word. Before you begin, look at the sample set of words. Sample A has been done for you. Do Sample B by yourself. When you are sure you know what to do, you may go on with the rest of the page.

## Sample A:

- Ⓐ beyond
- Ⓑ beeyond
- Ⓒ beeond
- Ⓓ beayond

## Sample B:


- Ⓔ loanly
- Ⓕ lonely
- Ⓖ loenly
- Ⓗ lonly

- |   |  |   |  |
|---|--|---|--|
| 1. Ⓐ python<br>Ⓑ pithon<br>Ⓒ piethon<br>Ⓓ pytheon             | 6. Ⓔ phony<br>Ⓕ phoney<br>Ⓖ phonny<br>Ⓗ phonney        | 11. Ⓐ coastel<br>Ⓑ coastal<br>Ⓒ coastul<br>Ⓓ coastol  | 16. Ⓔ appoint<br>Ⓕ apoint<br>Ⓖ appoinnt<br>Ⓗ eppoint   |
| 2. Ⓔ skorching<br>Ⓕ scorching<br>Ⓖ scortching<br>Ⓗ scoreching | 7. Ⓐ acteve<br>Ⓑ actuve<br>Ⓒ acktive<br>Ⓓ active       | 12. Ⓔ risserve<br>Ⓕ rserve<br>Ⓖ resserve<br>Ⓗ reserve | 17. Ⓐ baside<br>Ⓑ beeside<br>Ⓒ besside<br>Ⓓ beside     |
| 3. Ⓐ seasen<br>Ⓑ season<br>Ⓒ seasin<br>Ⓓ seasun               | 8. Ⓔ cannvas<br>Ⓕ canvas<br>Ⓖ canves<br>Ⓗ canvis       | 13. Ⓐ govern<br>Ⓑ guvern<br>Ⓒ govvern<br>Ⓓ govurn     | 18. Ⓔ cacoon<br>Ⓕ cocoon<br>Ⓖ coccoon<br>Ⓗ caccoon     |
| 4. Ⓔ dozin<br>Ⓕ dozzen<br>Ⓖ duzzen<br>Ⓗ dozen                 | 9. Ⓐ expirt<br>Ⓑ exspert<br>Ⓒ expert<br>Ⓓ expurt       | 14. Ⓔ flury<br>Ⓕ flurry<br>Ⓖ flurrey<br>Ⓗ flurree     | 19. Ⓐ restore<br>Ⓑ ristore<br>Ⓒ restoer<br>Ⓓ resstore  |
| 5. Ⓐ motian<br>Ⓑ motien<br>Ⓒ motion<br>Ⓓ motieon              | 10. Ⓔ embrace<br>Ⓕ embrase<br>Ⓖ embraice<br>Ⓗ embraise | 15. Ⓐ kopper<br>Ⓑ coper<br>Ⓒ copper<br>Ⓓ copperr      | 20. Ⓔ obsserve<br>Ⓕ abserve<br>Ⓖ observe<br>Ⓗ obbserve |



Name \_\_\_\_\_

**Fold back the paper along the dotted line. Write the words in the blanks as they are read aloud. When you finish the test, unfold the paper. Use the list at the right to correct any spelling mistakes.**



- |                                  |                  |
|----------------------------------|------------------|
| 1. _____                         | 1. sugar         |
| 2. _____                         | 2. gentler       |
| 3. _____                         | 3. scissors      |
| 4. _____                         | 4. founder       |
| 5. _____                         | 5. director      |
| 6. _____                         | 6. scholar       |
| 7. _____                         | 7. saucer        |
| 8. _____                         | 8. labor         |
| 9. _____                         | 9. commander     |
| 10. _____                        | 10. error        |
| 11. _____                        | 11. crater       |
| 12. _____                        | 12. pillar       |
| 13. _____                        | 13. splendor     |
| 14. _____                        | 14. peddler      |
| 15. _____                        | 15. professor    |
| 16. _____                        | 16. shatter      |
| 17. _____                        | 17. governor     |
| 18. _____                        | 18. vapor        |
| 19. _____                        | 19. equator      |
| 20. _____                        | 20. soldier      |
| <b>Review Words</b> 21. _____    | 21. appoint      |
| 22. _____                        | 22. season       |
| 23. _____                        | 23. canvas       |
| <b>Challenge Words</b> 24. _____ | 24. refrigerator |
| 25. _____                        | 25. remainder    |



Name \_\_\_\_\_

## Using the Word Study Steps

1. LOOK at the word.
2. SAY the word aloud.
3. STUDY the letters in the word.
4. WRITE the word.
5. CHECK the word.  
Did you spell the word right?  
If not, go back to step 1.

## Find and Circle

Find and circle each of the spelling words in this puzzle. Words may read forward, backward, upward, downward, or diagonally.

R	R	E	T	A	R	C	I	P	R	O	F	E	S	S	O	R	S
C	E	E	R	R	O	R	N	B	J	K	H	X	S	G	R	R	R
K	R	D	T	T	N	W	J	V	O	I	M	M	Y	M	O	E	R
O	O	G	N	R	O	D	N	E	L	P	S	S	Z	S	I	V	A
E	B	O	R	A	D	I	R	E	C	T	O	R	S	D	A	R	L
Q	A	V	W	E	M	R	A	G	U	S	J	I	L	P	O	E	O
U	L	E	C	Q	D	M	H	J	C	O	C	O	O	X	O	C	H
A	W	R	R	U	Q	N	O	W	F	S	S	R	R	D	A	U	C
T	T	N	K	Z	X	X	U	C	S	H	A	T	T	E	R	A	S
O	M	O	D	P	S	S	Z	O	G	E	N	T	L	E	R	S	R
R	A	R	P	I	L	L	A	R	F	O	P	E	D	D	L	E	R

List the words below as you find them in the puzzle.

- |           |           |
|-----------|-----------|
| 1. _____  | 11. _____ |
| 2. _____  | 12. _____ |
| 3. _____  | 13. _____ |
| 4. _____  | 14. _____ |
| 5. _____  | 15. _____ |
| 6. _____  | 16. _____ |
| 7. _____  | 17. _____ |
| 8. _____  | 18. _____ |
| 9. _____  | 19. _____ |
| 10. _____ | 20. _____ |



Name \_\_\_\_\_

commander  
gentler  
labor  
error  
litter

vapor  
shatter  
peddler  
pillar  
scissors

professor  
governor  
splendor  
sugar  
equator

founder  
crater  
director  
saucer  
scholar

Sort each spelling word by finding the sound and spelling pattern to which it belongs. Write the spelling words with the /ər/ spelled:

**-or**

1. \_\_\_\_\_
2. \_\_\_\_\_
3. \_\_\_\_\_
4. \_\_\_\_\_
5. \_\_\_\_\_

6. \_\_\_\_\_
7. \_\_\_\_\_
8. \_\_\_\_\_
9. \_\_\_\_\_

**-er**

1. \_\_\_\_\_
2. \_\_\_\_\_
3. \_\_\_\_\_
4. \_\_\_\_\_

5. \_\_\_\_\_
6. \_\_\_\_\_
7. \_\_\_\_\_
8. \_\_\_\_\_

**-ar**

1. \_\_\_\_\_
2. \_\_\_\_\_
3. \_\_\_\_\_

Name \_\_\_\_\_

commander  
gentler  
labor  
error  
soldier

vapor  
shatter  
peddler  
pillar  
scissors

professor  
governor  
splendor  
sugar  
equator

founder  
crater  
director  
saucer  
scholar

## What's the Word?

Complete each sentence with a spelling word.

1. Danny used \_\_\_\_\_ to cut a hole in the board.
2. At the end of the story, Walter was as sweet as \_\_\_\_\_ with his little brother.
3. The meteor made a huge \_\_\_\_\_ in the ground outside the house.
4. Danny thought that he had made an \_\_\_\_\_ in the game.
5. Walter hoped that the meteor wouldn't \_\_\_\_\_ the television.
6. The ship's \_\_\_\_\_ pointed a laser at the Budwing house.
7. Danny often wished that Walter would be \_\_\_\_\_ when he teased him.
8. A flying \_\_\_\_\_ hovered several feet from the window.
9. With his helmet and boots, the robot looked a little like a \_\_\_\_\_.
10. The spaceship knocked out a \_\_\_\_\_ in the living room.

## Meaning Match

Write the spelling word that matches each clue below.

11. line around the middle of Earth \_\_\_\_\_
12. gas \_\_\_\_\_
13. hard work \_\_\_\_\_
14. person in charge of a project \_\_\_\_\_
15. advanced student \_\_\_\_\_
16. traveling salesperson \_\_\_\_\_

**Circle the misspelled words in the passage. Write the words correctly on the lines below.**

1. \_\_\_\_\_ 3. \_\_\_\_\_ 5. \_\_\_\_\_  
2. \_\_\_\_\_ 4. \_\_\_\_\_ 6. \_\_\_\_\_

**Write a paragraph about a game that you like to play. Use four spelling words in your paragraph.**

[illegible]

Name \_\_\_\_\_

Look at the words in each set below. One word in each set is spelled correctly. Use a pencil to fill in the circle next to the correct word. Before you begin, look at the sample set of words. Sample A has been done for you. Do Sample B by yourself. When you are sure you know what to do, you may go on with the rest of the page.

## Sample A:

- (A) begar
- (B) beggar
- (C) beggarr
- (D) baggar

## Sample B:

- (E) actor
- (F) acktor
- (G) acter
- (H) actar

- |  |  |   |  |
|--|--|---|--|
| 1. (A) directer<br>(B) director<br>(C) directar<br>(D) direcktor | 6. (E) commandder<br>(F) commannder<br>(G) comander<br>(H) commander | 11. (A) sissors<br>(B) scissors<br>(C) scissers<br>(D) scissurs | 16. (E) laber<br>(F) labar<br>(G) labeor<br>(H) labor        |
| 2. (E) shater<br>(F) shatter<br>(G) shattar<br>(H) shattur       | 7. (A) peddlor<br>(B) peddlar<br>(C) peddler<br>(D) pedler           | 12. (E) vapper<br>(F) vappor<br>(G) vapor<br>(H) vapor          | 17. (A) foundor<br>(B) foundar<br>(C) foundir<br>(D) founder |
| 3. (A) soldier<br>(B) soldiur<br>(C) soldiar<br>(D) soldierr     | 8. (E) professor<br>(F) professor<br>(G) professur<br>(H) professar  | 13. (A) scolar<br>(B) scholar<br>(C) scholer<br>(D) scholar     | 18. (E) cratear<br>(F) crater<br>(G) cratar<br>(H) crator    |
| 4. (E) govenor<br>(F) governer<br>(G) governor<br>(H) govener    | 9. (A) piller<br>(B) pilar<br>(C) pillar<br>(D) pillur               | 14. (E) sugar<br>(F) sugor<br>(G) suger<br>(H) suggar           | 19. (A) saucer<br>(B) sauser<br>(C) sauceor<br>(D) saucear   |
| 5. (A) errar<br>(B) error<br>(C) eror<br>(D) errarr              | 10. (E) splendor<br>(F) splendor<br>(G) splendar<br>(H) splendur     | 15. (A) equater<br>(B) equateor<br>(C) equator<br>(D) equatar   | 20. (E) gentlor<br>(F) gentlur<br>(G) gentlar<br>(H) gentler |

Name \_\_\_\_\_

**Read each sentence. If an underlined word is spelled wrong, fill in the circle that goes with that word. If no word is spelled wrong, fill in the circle below NONE. Read Sample A and do Sample B.**

- |  |   |
|--|---|
| <b>A.</b> Let's <u>appoint</u> an <u>expurt</u> this <u>season</u> .<br><div style="display: flex; justify-content: space-around; width: 100%;"> <span>A</span> <span>B</span> <span>C</span> </div>                         | <div style="text-align: right;">NONE</div> <b>A.</b> (A) (B) (C) (D)  |
| <b>B.</b> The <u>scoler</u> and the <u>professor</u> discussed the <u>crater</u> .<br><div style="display: flex; justify-content: space-around; width: 100%;"> <span>E</span> <span>F</span> <span>G</span> </div>           | <div style="text-align: right;">NONE</div> <b>B.</b> (E) (F) (G) (H)  |
| <b>1.</b> The royal <u>governor</u> sent troops to <u>punnish</u> the <u>patriot</u> .<br><div style="display: flex; justify-content: space-around; width: 100%;"> <span>A</span> <span>B</span> <span>C</span> </div>       | <div style="text-align: right;">NONE</div> <b>1.</b> (A) (B) (C) (D)  |
| <b>2.</b> <u>Observe</u> the sled tracks to find their <u>reesent</u> <u>motion</u> .<br><div style="display: flex; justify-content: space-around; width: 100%;"> <span>E</span> <span>F</span> <span>G</span> </div>        | <div style="text-align: right;">NONE</div> <b>2.</b> (E) (F) (G) (H)  |
| <b>3.</b> This <u>season</u> , you can <u>obsurve</u> <u>smoky</u> chimneys.<br><div style="display: flex; justify-content: space-around; width: 100%;"> <span>A</span> <span>B</span> <span>C</span> </div>                 | <div style="text-align: right;">NONE</div> <b>3.</b> (A) (B) (C) (D)  |
| <b>4.</b> The <u>recent</u> snowfall was fun, <u>although</u> it made him <u>shivver</u> .<br><div style="display: flex; justify-content: space-around; width: 100%;"> <span>E</span> <span>F</span> <span>G</span> </div>   | <div style="text-align: right;">NONE</div> <b>4.</b> (E) (F) (G) (H)  |
| <b>5.</b> My mother is an <u>active</u> <u>scholar</u> and a <u>genuone</u> friend.<br><div style="display: flex; justify-content: space-around; width: 100%;"> <span>A</span> <span>B</span> <span>C</span> </div>          | <div style="text-align: right;">NONE</div> <b>5.</b> (A) (B) (C) (D)  |
| <b>6.</b> A <u>casual</u> sense of <u>humer</u> would <u>improve</u> my stories.<br><div style="display: flex; justify-content: space-around; width: 100%;"> <span>E</span> <span>F</span> <span>G</span> </div>             | <div style="text-align: right;">NONE</div> <b>6.</b> (E) (F) (G) (H)  |
| <b>7.</b> She used new <u>sizzers</u> to <u>restore</u> the dress's <u>splendor</u> .<br><div style="display: flex; justify-content: space-around; width: 100%;"> <span>A</span> <span>B</span> <span>C</span> </div>        | <div style="text-align: right;">NONE</div> <b>7.</b> (A) (B) (C) (D)  |
| <b>8.</b> Her <u>genuine</u> story convinced the <u>casuel</u> crowd in an <u>instant</u> .<br><div style="display: flex; justify-content: space-around; width: 100%;"> <span>E</span> <span>F</span> <span>G</span> </div>  | <div style="text-align: right;">NONE</div> <b>8.</b> (E) (F) (G) (H)  |
| <b>9.</b> I could <u>emprove</u> on the <u>piano</u> if my fingers did not <u>meander</u> .<br><div style="display: flex; justify-content: space-around; width: 100%;"> <span>A</span> <span>B</span> <span>C</span> </div>  | <div style="text-align: right;">NONE</div> <b>9.</b> (A) (B) (C) (D)  |
| <b>10.</b> If you don't <u>panic</u> , you won't <u>shatter</u> the bottle of <u>fewal</u> .<br><div style="display: flex; justify-content: space-around; width: 100%;"> <span>E</span> <span>F</span> <span>G</span> </div> | <div style="text-align: right;">NONE</div> <b>10.</b> (E) (F) (G) (H) |
| <b>11.</b> The damp <u>fuel</u> made the fire <u>smokie</u> , not <u>scorching</u> .<br><div style="display: flex; justify-content: space-around; width: 100%;"> <span>A</span> <span>B</span> <span>C</span> </div>         | <div style="text-align: right;">NONE</div> <b>11.</b> (A) (B) (C) (D) |


Name \_\_\_\_\_

- |  |                          |
|--|--------------------------|
| 12. The <u>skorching</u> sun could <u>ruin</u> the <u>canvas</u> tent by<br><u>E</u> <u>F</u> <u>G</u><br>causing its color to fade. | 12. (E) (F) (G) (H) NONE |
| 13. A <u>reckless</u> <u>error</u> could <u>rooen</u> everything.<br><u>A</u> <u>B</u> <u>C</u>                                      | 13. (A) (B) (C) (D) NONE |
| 14. When will the city <u>restoar</u> the <u>local</u> <u>fairground</u> ?<br><u>E</u> <u>F</u> <u>G</u>                             | 14. (E) (F) (G) (H) NONE |
| 15. The <u>landlord</u> found an <u>error</u> in the <u>address</u> book.<br><u>A</u> <u>B</u> <u>C</u>                              | 15. (A) (B) (C) (D) NONE |
| 16. Don't <u>meandor</u> , stay near your <u>partner</u> , and try not to <u>panic</u> .<br><u>E</u> <u>F</u> <u>G</u>               | 16. (E) (F) (G) (H) NONE |
| 17. Her tennis <u>parttner</u> was an <u>instant</u> <u>expert</u> at the game.<br><u>A</u> <u>B</u> <u>C</u>                        | 17. (A) (B) (C) (D) NONE |
| 18. He waved the <u>scissors</u> in a <u>recklace</u> <u>motion</u> .<br><u>E</u> <u>F</u> <u>G</u>                                  | 18. (E) (F) (G) (H) NONE |
| 19. The music's <u>splender</u> made us <u>shiver</u> for an <u>instant</u> .<br><u>A</u> <u>B</u> <u>C</u>                          | 19. (A) (B) (C) (D) NONE |
| 20. The lawyer had no sense of <u>humor</u> and made a<br><u>E</u><br><u>moshun</u> to <u>punish</u> the man.<br><u>F</u> <u>G</u>   | 20. (E) (F) (G) (H) NONE |
| 21. The <u>schollar</u> was an <u>expert</u> witness at the <u>trial</u> .<br><u>A</u> <u>B</u> <u>C</u>                             | 21. (A) (B) (C) (D) NONE |
| 22. The <u>landlord</u> lost her <u>local</u> <u>adress</u> book.<br><u>E</u> <u>F</u> <u>G</u>                                      | 22. (E) (F) (G) (H) NONE |
| 23. The <u>smoky</u> fire is <u>scorching</u> the <u>enstant</u> potatoes.<br><u>A</u> <u>B</u> <u>C</u>                             | 23. (A) (B) (C) (D) NONE |
| 24. Just one <u>error</u> could <u>shadder</u> and <u>ruin</u> the glass.<br><u>E</u> <u>F</u> <u>G</u>                              | 24. (E) (F) (G) (H) NONE |
| 25. He is in constant <u>motion</u> , always doing <u>aktive</u> <u>labor</u><br><u>A</u> <u>B</u> <u>C</u><br>in the garden.        | 25. (A) (B) (C) (D) NONE |



Name \_\_\_\_\_

**Fold back the paper along the dotted line. Write the words in the blanks as they are read aloud. When you finish the test, unfold the paper. Use the list at the right to correct any spelling mistakes.**



- |                                  |               |
|----------------------------------|---------------|
| 1. _____                         | 1. slogan     |
| 2. _____                         | 2. woolen     |
| 3. _____                         | 3. listen     |
| 4. _____                         | 4. heron      |
| 5. _____                         | 5. frighten   |
| 6. _____                         | 6. lengthen   |
| 7. _____                         | 7. captain    |
| 8. _____                         | 8. mountain   |
| 9. _____                         | 9. sandal     |
| 10. _____                        | 10. signal    |
| 11. _____                        | 11. global    |
| 12. _____                        | 12. bushel    |
| 13. _____                        | 13. marvel    |
| 14. _____                        | 14. barrel    |
| 15. _____                        | 15. practical |
| 16. _____                        | 16. pretzel   |
| 17. _____                        | 17. fable     |
| 18. _____                        | 18. chuckle   |
| 19. _____                        | 19. angle     |
| 20. _____                        | 20. nozzle    |
| <b>Review Words</b> 21. _____    | 21. scissors  |
| 22. _____                        | 22. pillar    |
| 23. _____                        | 23. governor  |
| <b>Challenge Words</b> 24. _____ | 24. dungeon   |
| 25. _____                        | 25. salmon    |



Name \_\_\_\_\_

## Using the Word Study Steps

1. LOOK at the word.
2. SAY the word aloud.
3. STUDY the letters in the word.
4. WRITE the word.
5. CHECK the word.  
Did you spell the word right?  
If not, go back to step 1.

## Fill-Ins

Fill in the missing letters of each word to form a spelling word.

- |                  |                 |
|------------------|-----------------|
| 1. ang ____      | 11. barr ____   |
| 2. her ____      | 12. capt ____   |
| 3. length ____   | 13. fright ____ |
| 4. marv ____     | 14. slog ____   |
| 5. wool ____     | 15. mount ____  |
| 6. list ____     | 16. pretz ____  |
| 7. bush ____     | 17. fab ____    |
| 8. sign ____     | 18. glob ____   |
| 9. nozz ____     | 19. sand ____   |
| 10. practic ____ | 20. chuck ____  |

## Alphabetical Order

Use the lines below to write the spelling words in alphabetical order.

- |          |           |           |           |
|----------|-----------|-----------|-----------|
| 1. _____ | 6. _____  | 11. _____ | 16. _____ |
| 2. _____ | 7. _____  | 12. _____ | 17. _____ |
| 3. _____ | 8. _____  | 13. _____ | 18. _____ |
| 4. _____ | 9. _____  | 14. _____ | 19. _____ |
| 5. _____ | 10. _____ | 15. _____ | 20. _____ |



Name \_\_\_\_\_

practical  
marvel  
chuckle  
sandal  
heron

lengthen  
barrel  
global  
signal  
listen

bushel  
nozzle  
woolen  
fable  
mountain

pretzel  
slogan  
frighten  
captain  
angle

Sort each spelling word by finding the sound and spelling pattern to which it belongs. Write the spelling words with the /əl/ spelled:

**-el**

1. \_\_\_\_\_
2. \_\_\_\_\_
3. \_\_\_\_\_
4. \_\_\_\_\_

**-al**

1. \_\_\_\_\_
2. \_\_\_\_\_
3. \_\_\_\_\_
4. \_\_\_\_\_

**-le**

1. \_\_\_\_\_
2. \_\_\_\_\_
3. \_\_\_\_\_
4. \_\_\_\_\_

Write the spelling words with the /ən/ spelled:

**-on**

1. \_\_\_\_\_

**-an**

1. \_\_\_\_\_

**-en**

1. \_\_\_\_\_
2. \_\_\_\_\_
3. \_\_\_\_\_
4. \_\_\_\_\_

**-ain**

1. \_\_\_\_\_
2. \_\_\_\_\_

Name \_\_\_\_\_

practical	lengthen	bushel	pretzel
marvel	barrel	nozzle	slogan
chuckle	global	woolen	frighten
sandal	signal	fable	captain
heron	listen	mountain	angle

## Fill in the Blanks

Complete each sentence with a spelling word.

1. 'Tricia Ann ate her \_\_\_\_\_ on a bench marked *Whites Only*.
2. The \_\_\_\_\_ made an announcement over the loudspeaker.
3. When 'Tricia Ann reached the library, there was mud on her left  
\_\_\_\_\_.
4. The traffic \_\_\_\_\_ turned red as she crossed the street.
5. The \_\_\_\_\_ of cherries cost four dollars at the market.
6. A thin, white \_\_\_\_\_ flew across the sky.
7. She knew it was late by looking at the \_\_\_\_\_ of the sun.
8. The shoemaker tried to \_\_\_\_\_ 'Tricia Ann's boot by half an inch.
9. The man adjusted the \_\_\_\_\_ on the hose to rinse off the library steps.
10. The Mission Church had \_\_\_\_\_ blankets to keep people warm in the winter.

## Synonyms

Write the spelling word that comes closest in meaning to each word below.

- |                     |                     |
|---------------------|---------------------|
| 11. worldwide _____ | 15. useful _____    |
| 12. motto _____     | 16. scare _____     |
| 13. story _____     | 17. container _____ |
| 14. laugh _____     | 18. wonder _____    |

**Circle the misspelled words in the passage. Write the words correctly on the lines below.**

1. \_\_\_\_\_ 3. \_\_\_\_\_ 5. \_\_\_\_\_  
2. \_\_\_\_\_ 4. \_\_\_\_\_ 6. \_\_\_\_\_

**Write a paragraph about a person you know or have read about who was treated unfairly. Use four words from your spelling list.**

[illegible]

Name \_\_\_\_\_

Look at the words in each set below. One word in each set is spelled correctly. Use a pencil to fill in the circle next to the correct word. Before you begin, look at the sample set of words. Sample A has been done for you. Do Sample B by yourself. When you are sure you know what to do, you may go on with the rest of the page.

## Sample A:

- ☐ (A) bottel
- ☐ (B) botle
- ☒ (C) bottle
- ☐ (D) bottul


## Sample B:

- ☐ (E) sharpin
- ☐ (F) sharpun
- ☐ (G) sharppen
- ☐ (H) sharpen

- |   |   |  |  |
|---|---|--|--|
| 1. <input type="radio"/> (A) anglul<br><input type="radio"/> (B) angle<br><input type="radio"/> (C) angal<br><input type="radio"/> (D) angull           | 6. <input type="radio"/> (E) listin<br><input type="radio"/> (F) listun<br><input type="radio"/> (G) lissen<br><input type="radio"/> (H) listen               | 11. <input type="radio"/> (A) barrel<br><input type="radio"/> (B) barel<br><input type="radio"/> (C) barrell<br><input type="radio"/> (D) barral       | 16. <input type="radio"/> (E) pretsel<br><input type="radio"/> (F) pretzul<br><input type="radio"/> (G) pretzle<br><input type="radio"/> (H) pretzel |
| 2. <input type="radio"/> (E) herron<br><input type="radio"/> (F) heron<br><input type="radio"/> (G) herun<br><input type="radio"/> (H) herrun           | 7. <input type="radio"/> (A) bushel<br><input type="radio"/> (B) bushshel<br><input type="radio"/> (C) bushul<br><input type="radio"/> (D) bushell            | 12. <input type="radio"/> (E) capten<br><input type="radio"/> (F) captain<br><input type="radio"/> (G) captin<br><input type="radio"/> (H) captun      | 17. <input type="radio"/> (A) fable<br><input type="radio"/> (B) fabel<br><input type="radio"/> (C) fabull<br><input type="radio"/> (D) fabill       |
| 3. <input type="radio"/> (A) langthen<br><input type="radio"/> (B) lengthun<br><input type="radio"/> (C) lengthin<br><input type="radio"/> (D) lengthen | 8. <input type="radio"/> (E) signal<br><input type="radio"/> (F) signul<br><input type="radio"/> (G) signall<br><input type="radio"/> (H) signal              | 13. <input type="radio"/> (A) frightun<br><input type="radio"/> (B) friten<br><input type="radio"/> (C) frighten<br><input type="radio"/> (D) frightin | 18. <input type="radio"/> (E) globul<br><input type="radio"/> (F) globel<br><input type="radio"/> (G) globe<br><input type="radio"/> (H) global      |
| 4. <input type="radio"/> (E) marvell<br><input type="radio"/> (F) marvul<br><input type="radio"/> (G) marvel<br><input type="radio"/> (H) marval        | 9. <input type="radio"/> (A) nozzal<br><input type="radio"/> (B) nozzel<br><input type="radio"/> (C) nozzle<br><input type="radio"/> (D) nossle               | 14. <input type="radio"/> (E) slogan<br><input type="radio"/> (F) slogean<br><input type="radio"/> (G) slowgan<br><input type="radio"/> (H) slogen     | 19. <input type="radio"/> (A) sandal<br><input type="radio"/> (B) sandle<br><input type="radio"/> (C) sandel<br><input type="radio"/> (D) sandul     |
| 5. <input type="radio"/> (A) woolen<br><input type="radio"/> (B) woollen<br><input type="radio"/> (C) woolun<br><input type="radio"/> (D) woollun       | 10. <input type="radio"/> (E) practicul<br><input type="radio"/> (F) practical<br><input type="radio"/> (G) practicall<br><input type="radio"/> (H) practicel | 15. <input type="radio"/> (A) mounten<br><input type="radio"/> (B) mountain<br><input type="radio"/> (C) mowntain<br><input type="radio"/> (D) mountan | 20. <input type="radio"/> (E) chuckel<br><input type="radio"/> (F) chuckle<br><input type="radio"/> (G) chuckil<br><input type="radio"/> (H) chuckul |

Name \_\_\_\_\_

**Fold back the paper along the dotted line. Write the words in the blanks as they are read aloud. When you finish the test, unfold the paper. Use the list at the right to correct any spelling mistakes.**



- |                                  |               |
|----------------------------------|---------------|
| 1. _____                         | 1. grownup    |
| 2. _____                         | 2. power      |
| 3. _____                         | 3. shower     |
| 4. _____                         | 4. bestow     |
| 5. _____                         | 5. August     |
| 6. _____                         | 6. allow      |
| 7. _____                         | 7. encounter  |
| 8. _____                         | 8. grouchy    |
| 9. _____                         | 9. rowdy      |
| 10. _____                        | 10. laundry   |
| 11. _____                        | 11. flawless  |
| 12. _____                        | 12. coward    |
| 13. _____                        | 13. lawyer    |
| 14. _____                        | 14. applause  |
| 15. _____                        | 15. arousing  |
| 16. _____                        | 16. faucet    |
| 17. _____                        | 17. trousers  |
| 18. _____                        | 18. caution   |
| 19. _____                        | 19. boundary  |
| 20. _____                        | 20. doubting  |
| <b>Review Words</b> 21. _____    | 21. angle     |
| 22. _____                        | 22. mountain  |
| 23. _____                        | 23. sandal    |
| <b>Challenge Words</b> 24. _____ | 24. southern  |
| 25. _____                        | 25. roughness |



Name \_\_\_\_\_

## Using the Word Study Steps

1. LOOK at the word.
2. SAY the word aloud.
3. STUDY the letters in the word.
4. WRITE the word.
5. CHECK the word.  
Did you spell the word right?  
If not, go back to step 1.

## Find and Circle

Find and circle each of the spelling words in this puzzle. Words may read forward, backward, upward, or downward.

R E Y W A L E I G Y W O L L A J C T A F  
S H O W E R B F R R W O T S E B O N R L  
A P P L A U S E O A Y H C U O R G I O A  
D R A W O C S N W D R E W O P N V Z U W  
C A U T I O N R N N T R O U S E R S S L  
D O U B T I N G U U T S U G U A P N I E  
F A U C E T L U P O L A U N D R Y A N S  
R E T N U O C N E B R O W D Y D J A G S

List the words below as you find them in the puzzle.

- |          |           |           |           |
|----------|-----------|-----------|-----------|
| 1. _____ | 6. _____  | 11. _____ | 16. _____ |
| 2. _____ | 7. _____  | 12. _____ | 17. _____ |
| 3. _____ | 8. _____  | 13. _____ | 18. _____ |
| 4. _____ | 9. _____  | 14. _____ | 19. _____ |
| 5. _____ | 10. _____ | 15. _____ | 20. _____ |





Name \_\_\_\_\_

encounter  
lawyer  
power  
allow  
flawless

August  
rowdy  
grouchy  
bestow  
caution

faucet  
trousers  
applause  
coward  
laundry

shower  
doubting  
boundary  
grownup  
arousing

**Determine which syllable is stressed in each of the spelling words.  
Then sort the words into the correct columns below.**

**First syllable is stressed**

1. \_\_\_\_\_
2. \_\_\_\_\_
3. \_\_\_\_\_
4. \_\_\_\_\_
5. \_\_\_\_\_
6. \_\_\_\_\_
7. \_\_\_\_\_
8. \_\_\_\_\_

9. \_\_\_\_\_
10. \_\_\_\_\_
11. \_\_\_\_\_
12. \_\_\_\_\_
13. \_\_\_\_\_
14. \_\_\_\_\_
15. \_\_\_\_\_

**Second syllable is stressed**

1. \_\_\_\_\_
2. \_\_\_\_\_
3. \_\_\_\_\_
4. \_\_\_\_\_
5. \_\_\_\_\_

Name \_\_\_\_\_

encounter	August	faucet	shower
lawyer	rowdy	trousers	doubting
power	grouchy	applause	boundary
allow	bestow	coward	grownup
flawless	caution	laundry	arousing

## Replacements

Write the spelling word that can replace the boldfaced word or words in each sentence.

1. Carlos' skunk-trapping idea was nearly **perfect**. \_\_\_\_\_
2. Five minutes of **clapping** followed the concert. \_\_\_\_\_
3. I don't know why he was **in a bad mood** yesterday. \_\_\_\_\_
4. Do you think Gloria will **permit** me to see her again? \_\_\_\_\_
5. She held a cup under the kitchen **tap** to get some water.  
\_\_\_\_\_
6. The skunk walked along the **border** of their property. \_\_\_\_\_
7. Carlos, there's a huge pile of **dirty clothes** in the corner! \_\_\_\_\_
8. I always use **care** when going near wild animals. \_\_\_\_\_
9. Carlos had trouble getting the smell out of his **pants**. \_\_\_\_\_
10. Why is he acting like such a **scared person**? \_\_\_\_\_

## It Takes Three

Write a spelling word that goes with the other two words.

11. adult, parent \_\_\_\_\_
12. soap, bath \_\_\_\_\_
13. teacher, doctor \_\_\_\_\_
14. September, December \_\_\_\_\_
15. give, donate \_\_\_\_\_

**Circle the misspelled words in the passage. Write the words correctly on the lines below.**

1. \_\_\_\_\_ 3. \_\_\_\_\_ 5. \_\_\_\_\_  
2. \_\_\_\_\_ 4. \_\_\_\_\_ 6. \_\_\_\_\_

**Write a paragraph about a time when you encountered an animal. Use four words from your spelling list.**

[illegible]

Name \_\_\_\_\_

Look at the words in each set below. One word in each set is spelled correctly. Use a pencil to fill in the circle next to the correct word. Before you begin, look at the sample set of words. Sample A has been done for you. Do Sample B by yourself. When you are sure you know what to do, you may go on with the rest of the page.

## Sample A:

- Ⓐ fountain
- Ⓑ fowntain
- Ⓒ founten
- Ⓓ fountin


## Sample B:

- Ⓔ powdder
- Ⓕ pouder
- Ⓖ powder
- Ⓗ powderr

- |                |                |                |                |
|----------------|----------------|----------------|----------------|
| 1. Ⓐ allow     | 6. Ⓔ cword     | 11. Ⓐ shower   | 16. Ⓔ August   |
| Ⓑ ellow        | Ⓕ cowerd       | Ⓑ shower       | Ⓕ Awgust       |
| Ⓒ alow         | Ⓖ coward       | Ⓒ showerr      | Ⓖ August       |
| Ⓓ allou        | Ⓗ coward       | Ⓓ showwerr     | Ⓗ Augusst      |
| 2. Ⓔ arrousing | 7. Ⓐ doubting  | 12. Ⓔ trouzers | 17. Ⓐ laundry  |
| Ⓕ arousing     | Ⓑ doubtting    | Ⓕ trowsers     | Ⓑ lawndry      |
| Ⓖ aroussing    | Ⓒ douting      | Ⓖ trousers     | Ⓒ laundree     |
| Ⓗ arowsing     | Ⓓ dowting      | Ⓗ trousures    | Ⓓ laundrie     |
| 3. Ⓐ boundary  | 8. Ⓔ rowddy    | 13. Ⓐ growchy  | 18. Ⓔ caution  |
| Ⓑ boundry      | Ⓕ rowdy        | Ⓑ grouchy      | Ⓕ caushion     |
| Ⓒ boundery     | Ⓖ rowdie       | Ⓒ grouchee     | Ⓖ cawtion      |
| Ⓓ bowndary     | Ⓗ roudy        | Ⓓ grouchie     | Ⓗ cawshun      |
| 4. Ⓔ beestow   | 9. Ⓐ encownter | 14. Ⓔ applause | 19. Ⓐ flawless |
| Ⓕ bistow       | Ⓑ encountter   | Ⓕ upplause     | Ⓑ flawless     |
| Ⓖ bestow       | Ⓒ incounter    | Ⓖ uplause      | Ⓒ flawles      |
| Ⓗ bestowe      | Ⓓ encounter    | Ⓗ aplause      | Ⓓ flawliss     |
| 5. Ⓐ grounup   | 10. Ⓔ powwer   | 15. Ⓐ loiyer   | 20. Ⓔ faucit   |
| Ⓑ grownup      | Ⓕ power        | Ⓑ lawer        | Ⓕ fawcet       |
| Ⓒ grownnup     | Ⓖ powerr       | Ⓒ loyer        | Ⓖ faucet       |
| Ⓓ grownupp     | Ⓗ powwerr      | Ⓓ lawyer       | Ⓗ fauset       |

Name \_\_\_\_\_

**Fold back the paper along the dotted line. Write the words in the blanks as they are read aloud. When you finish the test, unfold the paper. Use the list at the right to correct any spelling mistakes.**



- |                                  |              |
|----------------------------------|--------------|
| 1. _____                         | 1. contest   |
| 2. _____                         | 2. content   |
| 3. _____                         | 3. protest   |
| 4. _____                         | 4. combat    |
| 5. _____                         | 5. permits   |
| 6. _____                         | 6. rebel     |
| 7. _____                         | 7. present   |
| 8. _____                         | 8. insert    |
| 9. _____                         | 9. desert    |
| 10. _____                        | 10. subject  |
| 11. _____                        | 11. minute   |
| 12. _____                        | 12. compact  |
| 13. _____                        | 13. conduct  |
| 14. _____                        | 14. contract |
| 15. _____                        | 15. refuse   |
| 16. _____                        | 16. conflict |
| 17. _____                        | 17. research |
| 18. _____                        | 18. excuse   |
| 19. _____                        | 19. entrance |
| 20. _____                        | 20. extract  |
| <b>Review Words</b> 21. _____    | 21. doubting |
| 22. _____                        | 22. allow    |
| 23. _____                        | 23. caution  |
| <b>Challenge Words</b> 24. _____ | 24. effect   |
| 25. _____                        | 25. affect   |



Name \_\_\_\_\_

## Using the Word Study Steps

1. LOOK at the word.
2. SAY the word aloud.
3. STUDY the letters in the word.
4. WRITE the word.
5. CHECK the word.  
Did you spell the word right?  
If not, go back to step 1.

## Find and Circle

Find and circle each of the spelling words in this puzzle. Words may read forward, backward, upward, downward, or diagonally.

C E S U F E R F T T T E M T K E T T E T Y H  
O C O M B A T G N S C M F G E R C N C C C S  
N M I N U T E D E E U H I K E I T A O R I U  
T Y P G N Q A N T T D G V S L R R M A J C B  
R T S E T N O C N O N B E F A T P E X X H J  
A T R E S N I F O R O D N N X A S V K I W E  
C P R E S E N T C P C O C E C E L E B E R C  
T P E R M I T S W N C E L T R E S U C X E T

List the words below as you find them in the puzzle.

- |          |           |           |           |
|----------|-----------|-----------|-----------|
| 1. _____ | 6. _____  | 11. _____ | 16. _____ |
| 2. _____ | 7. _____  | 12. _____ | 17. _____ |
| 3. _____ | 8. _____  | 13. _____ | 18. _____ |
| 4. _____ | 9. _____  | 14. _____ | 19. _____ |
| 5. _____ | 10. _____ | 15. _____ | 20. _____ |



Name \_\_\_\_\_

refuse  
insert  
desert  
subject  
combat

contest  
permits  
rebel  
conduct  
excuse

entrance  
minute  
contract  
research  
protest

present  
extract  
compact  
conflict  
content

**Write the spelling words in alphabetical order.**

- |           |           |
|-----------|-----------|
| 1. _____  | 11. _____ |
| 2. _____  | 12. _____ |
| 3. _____  | 13. _____ |
| 4. _____  | 14. _____ |
| 5. _____  | 15. _____ |
| 6. _____  | 16. _____ |
| 7. _____  | 17. _____ |
| 8. _____  | 18. _____ |
| 9. _____  | 19. _____ |
| 10. _____ | 20. _____ |

## Make a Puzzle

**Make up a puzzle of your own using the space on this page. Give it to someone else to solve. Be sure to include at least five spelling words in your puzzle.**

Name \_\_\_\_\_

refuse	contest	entrance	present
insert	permits	minute	extract
desert	rebel	contract	compact
subject	conduct	research	conflict
combat	excuse	protest	content

## Where's the accent?

For each of the spelling words above, the meaning varies according to where the accent is placed. Circle the choice that best completes each sentence. The accented syllable is shown in bold.

1. There was a huge \_\_\_\_\_ between the two candidates.  
(**conflict**, conflict)
2. A special team was assigned to \_\_\_\_\_ the voter data.  
(research, **research**)
3. The president held a meeting to \_\_\_\_\_ his findings. (**present**, present)
4. Voting only takes one \_\_\_\_\_ of your time. (**minute**, minute)
5. The reporter tried to \_\_\_\_\_ an interview. (**conduct**, conduct)
6. You may \_\_\_\_\_ to admit how you voted. (refuse, **refuse**)
7. The Democrats wanted to \_\_\_\_\_ the results. (**contest**, contest)
8. The government \_\_\_\_\_ every citizen to vote. (**permits**, permits)
9. The Republican President spoke on the \_\_\_\_\_ of war.  
(**subject**, subject)
10. The \_\_\_\_\_ of the President's speech was interesting.  
(**content**, content)



**Circle the misspelled words in the passage. Write the words correctly on the lines below.**

1. \_\_\_\_\_ 3. \_\_\_\_\_ 5. \_\_\_\_\_  
2. \_\_\_\_\_ 4. \_\_\_\_\_ 6. \_\_\_\_\_

**Write a paragraph about what you could do to encourage more people to vote in presidential elections. Use four words from your spelling list.**

This image shows a single sheet of white paper with horizontal blue or grey ruling lines. The lines are evenly spaced and run across the width of the page. There are approximately 20 lines visible. The paper has a slight shadow on its right side, suggesting it's resting on a surface.

Name \_\_\_\_\_

Look at the words in each set below. One word in each set is spelled correctly. Use a pencil to fill in the circle next to the correct word. Before you begin, look at the sample set of words. Sample A has been done for you. Do Sample B by yourself. When you are sure you know what to do, you may go on with the rest of the page.

## Sample A:

- ☒ (A) effect
- ☐ (B) efect
- ☐ (C) iffect
- ☐ (D) effek


## Sample B:

- ☐ (E) afect
- ☐ (F) affect
- ☐ (G) afekt
- ☐ (H) uffect

- |  |  |   |   |
|--|--|---|---|
| 1. <input checked="" type="radio"/> (A) excuse<br><input type="radio"/> (B) excusse<br><input type="radio"/> (C) exxcuse<br><input type="radio"/> (D) escuse | 6. <input type="radio"/> (E) conduct<br><input type="radio"/> (F) condduct<br><input type="radio"/> (G) conduct<br><input type="radio"/> (H) connduct  | 11. <input type="radio"/> (A) desert<br><input type="radio"/> (B) desurt<br><input type="radio"/> (C) dessurt<br><input type="radio"/> (D) dezert           | 16. <input type="radio"/> (E) compact<br><input type="radio"/> (F) commpact<br><input type="radio"/> (G) compcompact<br><input type="radio"/> (H) compactt  |
| 2. <input type="radio"/> (E) conttest<br><input type="radio"/> (F) contest<br><input type="radio"/> (G) conntest<br><input type="radio"/> (H) conntttest     | 7. <input type="radio"/> (A) subject<br><input type="radio"/> (B) subgect<br><input type="radio"/> (C) subbject<br><input type="radio"/> (D) subjeckt  | 12. <input type="radio"/> (E) reble<br><input type="radio"/> (F) rebbel<br><input type="radio"/> (G) rebel<br><input type="radio"/> (H) rebble              | 17. <input type="radio"/> (A) contract<br><input type="radio"/> (B) contractt<br><input type="radio"/> (C) contract<br><input type="radio"/> (D) connttract |
| 3. <input type="radio"/> (A) conntent<br><input type="radio"/> (B) content<br><input type="radio"/> (C) conttent<br><input type="radio"/> (D) connttent      | 8. <input type="radio"/> (E) extract<br><input type="radio"/> (F) extrract<br><input type="radio"/> (G) exrract<br><input type="radio"/> (H) extrackt  | 13. <input type="radio"/> (A) combat<br><input type="radio"/> (B) combbat<br><input type="radio"/> (C) combatt<br><input type="radio"/> (D) commbat         | 18. <input type="radio"/> (E) enttrance<br><input type="radio"/> (F) entrence<br><input type="radio"/> (G) entruncce<br><input type="radio"/> (H) entrance  |
| 4. <input type="radio"/> (E) refuze<br><input type="radio"/> (F) reffuse<br><input type="radio"/> (G) rifuse<br><input type="radio"/> (H) refuse             | 9. <input type="radio"/> (A) permimits<br><input type="radio"/> (B) permits<br><input type="radio"/> (C) permitts<br><input type="radio"/> (D) purmits | 14. <input type="radio"/> (E) confflikt<br><input type="radio"/> (F) conflickt<br><input type="radio"/> (G) connflict<br><input type="radio"/> (H) conflict | 19. <input type="radio"/> (A) present<br><input type="radio"/> (B) prezent<br><input type="radio"/> (C) pressent<br><input type="radio"/> (D) presunt       |
| 5. <input type="radio"/> (A) proetest<br><input type="radio"/> (B) prottest<br><input type="radio"/> (C) protest<br><input type="radio"/> (D) protestt       | 10. <input type="radio"/> (E) inssert<br><input type="radio"/> (F) incert<br><input type="radio"/> (G) insert<br><input type="radio"/> (H) insertt     | 15. <input type="radio"/> (A) risearch<br><input type="radio"/> (B) research<br><input type="radio"/> (C) ressearch<br><input type="radio"/> (D) resurch    | 20. <input type="radio"/> (E) minnute<br><input type="radio"/> (F) minute<br><input type="radio"/> (G) minnut<br><input type="radio"/> (H) minuht           |

Name \_\_\_\_\_

**Fold back the paper along the dotted line. Write the words in the blanks as they are read aloud. When you finish the test, unfold the paper. Use the list at the right to correct any spelling mistakes.**



- |                                  |                 |
|----------------------------------|-----------------|
| 1. _____                         | 1. rancher      |
| 2. _____                         | 2. searcher     |
| 3. _____                         | 3. enclosure    |
| 4. _____                         | 4. future       |
| 5. _____                         | 5. butcher      |
| 6. _____                         | 6. measure      |
| 7. _____                         | 7. pleasure     |
| 8. _____                         | 8. mixture      |
| 9. _____                         | 9. treasure     |
| 10. _____                        | 10. feature     |
| 11. _____                        | 11. pasture     |
| 12. _____                        | 12. creature    |
| 13. _____                        | 13. lecture     |
| 14. _____                        | 14. gesture     |
| 15. _____                        | 15. nature      |
| 16. _____                        | 16. fracture    |
| 17. _____                        | 17. moisture    |
| 18. _____                        | 18. stretcher   |
| 19. _____                        | 19. legislature |
| 20. _____                        | 20. azure       |
| <b>Review Words</b> 21. _____    | 21. contest     |
| 22. _____                        | 22. desert      |
| 23. _____                        | 23. entrance    |
| <b>Challenge Words</b> 24. _____ | 24. miniature   |
| 25. _____                        | 25. disclosure  |



Name \_\_\_\_\_

## Using the Word Study Steps

1. LOOK at the word.
2. SAY the word aloud.
3. STUDY the letters in the word.
4. WRITE the word.
5. CHECK the word.  
Did you spell the word right?  
If not, go back to step 1.

## Fill-Ins

Fill in the missing letters of each word to form a spelling word.

- |                    |                         |
|--------------------|-------------------------|
| 1. fu _____ e      | 11. mois _____ e        |
| 2. crea _____ e    | 12. na _____ e          |
| 3. sear _____      | 13. pas _____ e         |
| 4. fea _____ e     | 14. plea _____ e        |
| 5. frac _____ e    | 15. a _____ e           |
| 6. ges _____ e     | 16. stret _____ e _____ |
| 7. legisla _____ e | 17. trea _____ e        |
| 8. enclo _____ e   | 18. ran _____ e _____   |
| 9. mea _____ e     | 19. but _____ e _____   |
| 10. mix _____ e    | 20. lec _____ e         |

## Write the Words

Use the lines below to practice writing the spelling words.

- |          |           |           |           |
|----------|-----------|-----------|-----------|
| 1. _____ | 6. _____  | 11. _____ | 16. _____ |
| 2. _____ | 7. _____  | 12. _____ | 17. _____ |
| 3. _____ | 8. _____  | 13. _____ | 18. _____ |
| 4. _____ | 9. _____  | 14. _____ | 19. _____ |
| 5. _____ | 10. _____ | 15. _____ | 20. _____ |



Name \_\_\_\_\_

stretcher  
pasture  
creature  
feature  
measure

legislature  
lecture  
rancher  
moisture  
azure

gesture  
fracture  
nature  
treasure  
pleasure

butcher  
searcher  
enclosure  
mixture  
future

Sort each spelling word by finding the sound and spelling pattern to which it belongs. Write the spelling words with the /chər/ spelled:

**-ture**

1. \_\_\_\_\_
2. \_\_\_\_\_
3. \_\_\_\_\_
4. \_\_\_\_\_
5. \_\_\_\_\_
6. \_\_\_\_\_
7. \_\_\_\_\_
8. \_\_\_\_\_
9. \_\_\_\_\_
10. \_\_\_\_\_
11. \_\_\_\_\_

**-cher**

1. \_\_\_\_\_
2. \_\_\_\_\_
3. \_\_\_\_\_
4. \_\_\_\_\_

Write the spelling words with the /zhər/ spelled:

**-sure**

1. \_\_\_\_\_
2. \_\_\_\_\_
3. \_\_\_\_\_
4. \_\_\_\_\_

**-zure**

1. \_\_\_\_\_

Name \_\_\_\_\_

stretcher  
pasture  
creature  
feature  
measure

legislature  
lecture  
rancher  
moisture  
azure

gesture  
fracture  
nature  
treasure  
pleasure

butcher  
searcher  
enclosure  
mixture  
future

## Fill in the Blanks

Complete each sentence with a spelling word.

1. It's hard not to \_\_\_\_\_ when you're excited or nervous.
2. There was a small \_\_\_\_\_ in the tree branch after the hurricane hit.
3. It can feel hotter outside when there's more \_\_\_\_\_ in the air.
4. Scientists often try to \_\_\_\_\_ the humidity in the air.
5. There might be a hidden \_\_\_\_\_ somewhere on this island.
6. The students found shelter in a small \_\_\_\_\_.
7. The professor gave a \_\_\_\_\_ on the topic of weather.
8. The \_\_\_\_\_ shop was full of people getting food in preparation for the storm.
9. After the storm cleared, there was a beautiful \_\_\_\_\_ sky.
10. The storm brought a \_\_\_\_\_ of wind, rain, and flooding.

## Definitions

Write the spelling word that has the same, or almost the same, meaning.

11. animal or living thing \_\_\_\_\_
12. person who looks for something \_\_\_\_\_
13. special attraction \_\_\_\_\_
14. law-making body \_\_\_\_\_
15. time after the present \_\_\_\_\_

**Circle the misspelled words in the passage. Write the words correctly on the lines below.**

1. \_\_\_\_\_ 3. \_\_\_\_\_ 5. \_\_\_\_\_  
2. \_\_\_\_\_ 4. \_\_\_\_\_ 6. \_\_\_\_\_

**Write a paragraph about what you would do if you found out that a hurricane was going to hit your town. Use four words from your spelling list.**

This image shows a single sheet of white paper with horizontal ruling lines. The lines are evenly spaced and run across the width of the page. There are no margins or other markings on the paper.

Name \_\_\_\_\_

Look at the words in each set below. One word in each set is spelled correctly. Use a pencil to fill in the circle next to the correct word. Before you begin, look at the sample set of words. Sample A has been done for you. Do Sample B by yourself. When you are sure you know what to do, you may go on with the rest of the page.

## Sample A:

- (A) cullcher
- (B) culcher
- (C) cultture
- (D) culture

## Sample B:


- (E) teechur
- (F) teachur
- (G) teecher
- (H) teacher

- |  |   |  |   |
|--|---|--|---|
| 1. (A) futur<br>(B) fewture<br>(C) fuchure<br>(D) future           | 6. (E) gestture<br>(F) gessture<br>(G) gesture<br>(H) gestur                  | 11. (A) moistturre<br>(B) moisturre<br>(C) moistture<br>(D) moisture | 16. (E) stretcher<br>(F) stretchur<br>(G) stretchar<br>(H) stretchure |
| 2. (E) creecture<br>(F) creature<br>(G) creture<br>(H) criecture   | 7. (A) legislatture<br>(B) legislature<br>(C) leggislature<br>(D) legislature | 12. (E) nature<br>(F) natture<br>(G) nachure<br>(H) nature           | 17. (A) tresure<br>(B) treasure<br>(C) tressure<br>(D) trezzure       |
| 3. (A) searchar<br>(B) sercher<br>(C) searcher<br>(D) searchur     | 8. (E) enklosure<br>(F) enclosure<br>(G) encloser<br>(H) enkloshure           | 13. (A) pasture<br>(B) passture<br>(C) pastture<br>(D) pasturre      | 18. (E) ranchir<br>(F) ranchur<br>(G) ranncher<br>(H) rancher         |
| 4. (E) feature<br>(F) feeture<br>(G) feture<br>(H) fieture         | 9. (A) measure<br>(B) meazure<br>(C) mesure<br>(D) mezhure                    | 14. (E) plesure<br>(F) pleasure<br>(G) pleazure<br>(H) pleazhure     | 19. (A) butcher<br>(B) bucher<br>(C) buttcher<br>(D) butcherr         |
| 5. (A) fracture<br>(B) frackture<br>(C) fracchure<br>(D) fractture | 10. (E) mixcher<br>(F) micksture<br>(G) mixture<br>(H) mixtture               | 15. (A) azurre<br>(B) azzure<br>(C) azure<br>(D) azzurre             | 20. (E) leckture<br>(F) lecture<br>(G) lectture<br>(H) lectturre      |



Name \_\_\_\_\_

**Fold back the paper along the dotted line. Write the words in the blanks as they are read aloud. When you finish the test, unfold the paper. Use the list at the right to correct any spelling mistakes.**



- |                                  |                 |
|----------------------------------|-----------------|
| 1. _____                         | 1. distance     |
| 2. _____                         | 2. importance   |
| 3. _____                         | 3. balance      |
| 4. _____                         | 4. attendance   |
| 5. _____                         | 5. absence      |
| 6. _____                         | 6. performance  |
| 7. _____                         | 7. dependence   |
| 8. _____                         | 8. substance    |
| 9. _____                         | 9. disturbance  |
| 10. _____                        | 10. appearance  |
| 11. _____                        | 11. assistance  |
| 12. _____                        | 12. ignorance   |
| 13. _____                        | 13. brilliance  |
| 14. _____                        | 14. ambulance   |
| 15. _____                        | 15. residence   |
| 16. _____                        | 16. radiance    |
| 17. _____                        | 17. resistance  |
| 18. _____                        | 18. reluctance  |
| 19. _____                        | 19. persistence |
| 20. _____                        | 20. hesitance   |
| <b>Review Words</b> 21. _____    | 21. creature    |
| 22. _____                        | 22. measure     |
| 23. _____                        | 23. rancher     |
| <b>Challenge Words</b> 24. _____ | 24. vigilance   |
| 25. _____                        | 25. inference   |



Name \_\_\_\_\_

## Using the Word Study Steps

1. LOOK at the word.
2. SAY the word aloud.
3. STUDY the letters in the word.
4. WRITE the word.
5. CHECK the word.  
Did you spell the word right?  
If not, go back to step 1.

## Fill-Ins

Fill in the missing letters of each word to form a spelling word.

- |                    |                            |
|--------------------|----------------------------|
| 1. ignor _____ e   | 11. dista _____            |
| 2. abs _____ e     | 12. assis _____ a _____ e  |
| 3. persist _____ e | 13. ba _____ a _____ e     |
| 4. appea _____ ce  | 14. rad _____ n _____ e    |
| 5. reluc _____ ce  | 15. impor _____ n _____ e  |
| 6. resid _____ e   | 16. hesit _____ e          |
| 7. distur _____ ce | 17. depen _____ ce         |
| 8. brill _____ ce  | 18. subs _____ n _____ e   |
| 9. ambu _____ ce   | 19. atten _____ ce         |
| 10. resis _____ ce | 20. perfor _____ n _____ e |

Use the spelling words above to help you write a poem of at least 4 lines.

21. \_\_\_\_\_
22. \_\_\_\_\_
23. \_\_\_\_\_
24. \_\_\_\_\_



Name \_\_\_\_\_

ambulance  
brilliance  
balance  
performance  
attendance

residence  
dependence  
hesitance  
substance  
absence

assistance  
persistence  
ignorance  
radiance  
appearance

reluctance  
disturbance  
importance  
resistance  
distance

Sort each spelling word by finding the sound and spelling pattern to which it belongs. Write the spelling words that contain two syllables and are spelled:

*-ence*

1. \_\_\_\_\_

*-ance*

1. \_\_\_\_\_

2. \_\_\_\_\_

3. \_\_\_\_\_

4. \_\_\_\_\_

Write the spelling words that contain three syllables and are spelled:

*-ence*

1. \_\_\_\_\_

2. \_\_\_\_\_

3. \_\_\_\_\_

*-ance*

1. \_\_\_\_\_

2. \_\_\_\_\_

3. \_\_\_\_\_

4. \_\_\_\_\_

5. \_\_\_\_\_

6. \_\_\_\_\_

7. \_\_\_\_\_

8. \_\_\_\_\_

9. \_\_\_\_\_

10. \_\_\_\_\_

11. \_\_\_\_\_

12. \_\_\_\_\_

Name \_\_\_\_\_

ambulance  
brilliance  
balance  
performance  
attendance

residence  
dependence  
hesitance  
substance  
absence

assistance  
persistence  
ignorance  
radiance  
appearance

reluctance  
disturbance  
importance  
resistance  
distance

## Definitions

Write the spelling word that has the same, or almost the same, meaning.

1. great intelligence; shininess \_\_\_\_\_
2. the need for someone or something \_\_\_\_\_
3. something that takes up space \_\_\_\_\_
4. the state of being against or opposed to doing something \_\_\_\_\_
5. the state of having little or no knowledge \_\_\_\_\_
6. the state of feeling unsure or having doubts \_\_\_\_\_
7. a glowing quality \_\_\_\_\_
8. opposition; a pull in the opposite direction \_\_\_\_\_
9. the act of being present \_\_\_\_\_
10. a public display or presentation \_\_\_\_\_

## Fill in the Blanks

Complete each sentence with a spelling word.

11. The Fisher learned the \_\_\_\_\_ of being honest.
12. The Basketmaker was unable to keep her \_\_\_\_\_ on the log.
13. The \_\_\_\_\_ to the market was a little more than one mile.
14. After tricking the people carrying food, the Fisher returned to his  
\_\_\_\_\_.
15. After falling into the river, the Fisher was taken away in a(an)  
\_\_\_\_\_.

**Circle the misspelled words in the passage. Write the words correctly on the lines below.**

1. \_\_\_\_\_ 3. \_\_\_\_\_ 5. \_\_\_\_\_  
2. \_\_\_\_\_ 4. \_\_\_\_\_ 6. \_\_\_\_\_

**Write a paragraph about a time when you or someone you know played a trick on someone else. Use four words from your spelling list.**

[illegible]

Name \_\_\_\_\_

Look at the words in each set below. One word in each set is spelled correctly. Use a pencil to fill in the circle next to the correct word. Before you begin, look at the sample set of words. Sample A has been done for you. Do Sample B by yourself. When you are sure you know what to do, you may go on with the rest of the page.

## Sample A:

- Ⓐ inference
- Ⓑ infurance
- Ⓒ infrence
- Ⓓ infrince

## Sample B:

- Ⓔ viggilance
- Ⓕ vigilance
- Ⓖ vigilence
- Ⓗ vigillence

- |   |   |  |  |
|---|---|--|--|
| 1. Ⓐ ambulance<br>Ⓑ ambbulance<br>Ⓒ ambulence<br>Ⓓ ambulance    | 6. Ⓔ deppendance<br>Ⓕ deppendence<br>Ⓖ dependance<br>Ⓗ dependence     | 11. Ⓐ ignorrance<br>Ⓑ iggnorance<br>Ⓒ ignorence<br>Ⓓ ignorance         | 16. Ⓔ resistance<br>Ⓕ resistence<br>Ⓖ ressistance<br>Ⓗ resisstance |
| 2. Ⓔ apearance<br>Ⓕ appearance<br>Ⓖ appeerance<br>Ⓗ appearence  | 7. Ⓐ substence<br>Ⓑ substance<br>Ⓒ subbstance<br>Ⓓ subbstance         | 12. Ⓔ importtence<br>Ⓕ importence<br>Ⓖ importance<br>Ⓗ importtance     | 17. Ⓐ relluctance<br>Ⓑ reluctance<br>Ⓒ reluctence<br>Ⓓ relluctence |
| 3. Ⓐ assistance<br>Ⓑ asistance<br>Ⓒ assistence<br>Ⓓ assisstance | 8. Ⓔ dissturbance<br>Ⓕ disturbence<br>Ⓖ disturbance<br>Ⓗ dissturbence | 13. Ⓐ performance<br>Ⓑ performence<br>Ⓒ performmance<br>Ⓓ performmence | 18. Ⓔ absence<br>Ⓕ abbsence<br>Ⓖ absance<br>Ⓗ absence              |
| 4. Ⓔ attendance<br>Ⓕ atendance<br>Ⓖ attendence<br>Ⓗ attenddance | 9. Ⓐ balance<br>Ⓑ ballance<br>Ⓒ balence<br>Ⓓ ballence                 | 14. Ⓔ persistance<br>Ⓕ persistence<br>Ⓖ persisstance<br>Ⓗ perssistance | 19. Ⓐ residence<br>Ⓑ ressidence<br>Ⓒ residance<br>Ⓓ ressidance     |
| 5. Ⓐ brillience<br>Ⓑ brilliance<br>Ⓒ briliance<br>Ⓓ brilience   | 10. Ⓔ hesitance<br>Ⓕ hesitence<br>Ⓖ hesatance<br>Ⓗ hesatence          | 15. Ⓐ raddiance<br>Ⓑ radianse<br>Ⓒ radience<br>Ⓓ radiance              | 20. Ⓔ disstance<br>Ⓕ distence<br>Ⓖ distance<br>Ⓗ distiance         |

Name \_\_\_\_\_

**Read each sentence. If an underlined word is spelled wrong, fill in the circle that goes with that word. If no word is spelled wrong, fill in the circle below NONE. Read Sample A and do Sample B.**

- |  |   |
|--|---|
| <b>A.</b> Don't <u>friten</u> the <u>captain</u> with your <u>signal</u> .<br><div style="display: flex; justify-content: space-around; width: 100%;"> <span><u>A</u></span> <span><u>B</u></span> <span><u>C</u></span> </div>                    | <div style="text-align: right;">NONE</div> <b>A.</b> (A) (B) (C) (D)  |
| <b>B.</b> It would be my <u>pleasure</u> to give a <u>lecture</u> in the <u>footcher</u> .<br><div style="display: flex; justify-content: space-around; width: 100%;"> <span><u>E</u></span> <span><u>F</u></span> <span><u>G</u></span> </div>    | <div style="text-align: right;">NONE</div> <b>B.</b> (E) (F) (G) (H)  |
| <b>1.</b> A <u>sandel</u> is not a <u>practical</u> <u>mountain-climbing</u> shoe.<br><div style="display: flex; justify-content: space-around; width: 100%;"> <span><u>A</u></span> <span><u>B</u></span> <span><u>C</u></span> </div>            | <div style="text-align: right;">NONE</div> <b>1.</b> (A) (B) (C) (D)  |
| <b>2.</b> Don't <u>allow</u> pressure to <u>affect</u> your <u>performance</u> .<br><div style="display: flex; justify-content: space-around; width: 100%;"> <span><u>E</u></span> <span><u>F</u></span> <span><u>G</u></span> </div>              | <div style="text-align: right;">NONE</div> <b>2.</b> (E) (F) (G) (H)  |
| <b>3.</b> Scientists <u>measure</u> how much <u>moysture</u> is <u>present</u> before storms.<br><div style="display: flex; justify-content: space-around; width: 100%;"> <span><u>A</u></span> <span><u>B</u></span> <span><u>C</u></span> </div> | <div style="text-align: right;">NONE</div> <b>3.</b> (A) (B) (C) (D)  |
| <b>4.</b> The <u>lecture</u> was about the <u>importans</u> of good <u>balance</u> .<br><div style="display: flex; justify-content: space-around; width: 100%;"> <span><u>E</u></span> <span><u>F</u></span> <span><u>G</u></span> </div>          | <div style="text-align: right;">NONE</div> <b>4.</b> (E) (F) (G) (H)  |
| <b>5.</b> "Always <u>listen</u> to <u>natchure</u> " is my <u>slogan</u> .<br><div style="display: flex; justify-content: space-around; width: 100%;"> <span><u>A</u></span> <span><u>B</u></span> <span><u>C</u></span> </div>                    | <div style="text-align: right;">NONE</div> <b>5.</b> (A) (B) (C) (D)  |
| <b>6.</b> The <u>absinse</u> of clouds revealed an <u>azure</u> sky in <u>nature</u> .<br><div style="display: flex; justify-content: space-around; width: 100%;"> <span><u>E</u></span> <span><u>F</u></span> <span><u>G</u></span> </div>        | <div style="text-align: right;">NONE</div> <b>6.</b> (E) (F) (G) (H)  |
| <b>7.</b> I hope he will not <u>refuse</u> to <u>cundukt</u> research.<br><div style="display: flex; justify-content: space-around; width: 100%;"> <span><u>A</u></span> <span><u>B</u></span> <span><u>C</u></span> </div>                        | <div style="text-align: right;">NONE</div> <b>7.</b> (A) (B) (C) (D)  |
| <b>8.</b> In a <u>minute</u> , he will throw his <u>trowsurs</u> in the <u>laundry</u> .<br><div style="display: flex; justify-content: space-around; width: 100%;"> <span><u>E</u></span> <span><u>F</u></span> <span><u>G</u></span> </div>      | <div style="text-align: right;">NONE</div> <b>8.</b> (E) (F) (G) (H)  |
| <b>9.</b> The <u>captain</u> told us to use <u>cation</u> and not to be <u>rowdy</u> .<br><div style="display: flex; justify-content: space-around; width: 100%;"> <span><u>A</u></span> <span><u>B</u></span> <span><u>C</u></span> </div>        | <div style="text-align: right;">NONE</div> <b>9.</b> (A) (B) (C) (D)  |
| <b>10.</b> <u>Lissen</u> for a <u>minute</u> to hear if the <u>laundry</u> is done.<br><div style="display: flex; justify-content: space-around; width: 100%;"> <span><u>E</u></span> <span><u>F</u></span> <span><u>G</u></span> </div>           | <div style="text-align: right;">NONE</div> <b>10.</b> (E) (F) (G) (H) |
| <b>11.</b> Who would put <u>trousers</u> and a <u>sandal</u> in the <u>landry</u> ?<br><div style="display: flex; justify-content: space-around; width: 100%;"> <span><u>A</u></span> <span><u>B</u></span> <span><u>C</u></span> </div>           | <div style="text-align: right;">NONE</div> <b>11.</b> (A) (B) (C) (D) |


Name \_\_\_\_\_

- |  |                          |
|--|--------------------------|
| 12. In the <u>refews</u> a <u>pretzel</u> if it is offered.<br>E F G   | 12. (E) (F) (G) (H) NONE |
| 13. He was <u>grouchy</u> because the <u>shouer</u> had no <u>nozzle</u> .<br>A B C                          | 13. (A) (B) (C) (D) NONE |
| 14. <u>Measure</u> the <u>distance</u> from here to the <u>mountin</u> .<br>E F G                            | 14. (E) (F) (G) (H) NONE |
| 15. It may be difficult to <u>conduct</u> <u>reesurch</u> in <u>August</u> .<br>A B C                        | 15. (A) (B) (C) (D) NONE |
| 16. Please <u>excuse</u> my poor sense of <u>balance</u> and <u>distance</u> .<br>E F G                      | 16. (E) (F) (G) (H) NONE |
| 17. The <u>subject</u> of the president's <u>slogin</u> was <u>nature</u> .<br>A B C                         | 17. (A) (B) (C) (D) NONE |
| 18. Can you <u>meshure</u> the <u>importance</u> of a good <u>slogan</u> ?<br>E F G                          | 18. (E) (F) (G) (H) NONE |
| 19. My <u>resadents</u> is on the <u>southern</u> side of the <u>mountain</u> .<br>A B C                     | 19. (A) (B) (C) (D) NONE |
| 20. What is the <u>distents</u> to the <u>treasure</u> near the <u>mountain</u> ?<br>E F G                   | 20. (E) (F) (G) (H) NONE |
| 21. In the <u>fable</u> , the girl ate her <u>pretsul</u> with great <u>pleasure</u> .<br>A B C              | 21. (A) (B) (C) (D) NONE |
| 22. The characters were a <u>rebel</u> , a <u>rancher</u> , and a <u>cowerd</u> .<br>E F G                   | 22. (E) (F) (G) (H) NONE |
| 23. We gazed at the <u>ashure</u> <u>August</u> sky with <u>pleasure</u> .<br>A B C                          | 23. (A) (B) (C) (D) NONE |
| 24. They made the <u>grochy</u> Fisher lose his <u>balance</u> in less<br>E F<br>than a <u>minute</u> .<br>G | 24. (E) (F) (G) (H) NONE |
| 25. The <u>measure</u> of <u>moistcher</u> was high near the <u>mountain</u> .<br>A B C                      | 25. (A) (B) (C) (D) NONE |



Name \_\_\_\_\_

**Fold back the paper along the dotted line. Write the words in the blanks as they are read aloud. When you finish the test, unfold the paper. Use the list at the right to correct any spelling mistakes.**



- |                                  |                |
|----------------------------------|----------------|
| 1. _____                         | 1. margin      |
| 2. _____                         | 2. jolt        |
| 3. _____                         | 3. surge       |
| 4. _____                         | 4. plunge      |
| 5. _____                         | 5. jigsaw      |
| 6. _____                         | 6. legend      |
| 7. _____                         | 7. ridge       |
| 8. _____                         | 8. budge       |
| 9. _____                         | 9. lodge       |
| 10. _____                        | 10. agent      |
| 11. _____                        | 11. damage     |
| 12. _____                        | 12. ranger     |
| 13. _____                        | 13. jumble     |
| 14. _____                        | 14. luggage    |
| 15. _____                        | 15. baggage    |
| 16. _____                        | 16. dodge      |
| 17. _____                        | 17. challenge  |
| 18. _____                        | 18. journal    |
| 19. _____                        | 19. judgment   |
| 20. _____                        | 20. knowledge  |
| <b>Review Words</b> 21. _____    | 21. assistance |
| 22. _____                        | 22. importance |
| 23. _____                        | 23. absence    |
| <b>Challenge Words</b> 24. _____ | 24. oxygen     |
| 25. _____                        | 25. surgeon    |



Name \_\_\_\_\_

## Using the Word Study Steps

1. LOOK at the word.
2. SAY the word aloud.
3. STUDY the letters in the word.
4. WRITE the word.
5. CHECK the word.  
Did you spell the word right?  
If not, go back to step 1.

## Find and Circle

Find and circle each of the spelling words in this puzzle. Words may read forward, backward, upward, downward, or diagonally.

R	F	M	T	L	B	U	D	G	E	E	E	R	E	G	N	A	R
I	E	A	E	N	U	C	J	S	G	G	G	D	J	U	B	R	J
D	G	R	G	B	E	G	Y	K	E	N	N	R	A	J	I	I	B
G	D	G	D	D	A	M	G	E	J	U	E	E	V	M	G	H	J
E	O	I	E	J	N	G	G	A	T	L	L	H	G	S	A	U	N
F	D	N	L	O	M	E	G	D	G	P	L	V	A	D	M	G	W
R	D	U	W	L	O	D	G	A	U	E	A	W	G	B	O	V	E
G	V	B	O	T	C	W	C	E	G	J	H	G	L	V	W	L	M
A	E	I	N	A	G	E	N	T	L	E	C	E	E	G	R	U	S
B	W	A	K	U	B	B	G	X	J	O	U	R	N	A	L	O	A

List the words below as you find them in the puzzle.

- |          |           |           |
|----------|-----------|-----------|
| 1. _____ | 8. _____  | 15. _____ |
| 2. _____ | 9. _____  | 16. _____ |
| 3. _____ | 10. _____ | 17. _____ |
| 4. _____ | 11. _____ | 18. _____ |
| 5. _____ | 12. _____ | 19. _____ |
| 6. _____ | 13. _____ | 20. _____ |
| 7. _____ | 14. _____ |           |



Name \_\_\_\_\_

challenge  
ridge  
margin  
knowledge  
jolt

agent  
plunge  
jumble  
ranger  
budge

journal  
luggage  
surge  
dodge  
damage

legend  
lodge  
jigsaw  
baggage  
judgment

Sort each spelling word by finding the sound and spelling pattern to which it belongs.

Write the spelling words that end with the soft *g* spelled:

**-dge**

1. \_\_\_\_\_
2. \_\_\_\_\_
3. \_\_\_\_\_
4. \_\_\_\_\_
5. \_\_\_\_\_

Write the spelling words that end with the soft *g* spelled:

**-ge**

1. \_\_\_\_\_
2. \_\_\_\_\_
3. \_\_\_\_\_
4. \_\_\_\_\_
5. \_\_\_\_\_
6. \_\_\_\_\_

Write the spelling words that begin with the soft *g* spelled:

**j-**

1. \_\_\_\_\_
2. \_\_\_\_\_
3. \_\_\_\_\_
4. \_\_\_\_\_
5. \_\_\_\_\_

Write the spelling words that have the soft *g* in the middle spelled:

**-ge**

1. \_\_\_\_\_
2. \_\_\_\_\_
3. \_\_\_\_\_

**-gi**

1. \_\_\_\_\_

Name \_\_\_\_\_

challenge	agent	journal	legend
ridge	plunge	luggage	lodge
margin	jumble	surge	jigsaw
knowledge	ranger	dodge	baggage
jolt	budge	damage	judgment

## Fill in the blanks

Complete each sentence with the correct spelling word.

1. The Antarctic weather was a \_\_\_\_\_ for Shackleton and his men.
2. The *Endurance* suffered \_\_\_\_\_ from the pressure of the ice floes.
3. Some sailors kept a \_\_\_\_\_ while at sea.
4. Working a \_\_\_\_\_ puzzle is a good way to pass the time.
5. Each \_\_\_\_\_ of cold ocean water soaked the boat and the sailors.
6. \_\_\_\_\_ of the sea and of fixing boats helped Shackleton's men stay safe.
7. They piled all of their belongings, their \_\_\_\_\_ and \_\_\_\_\_, on the ice.
8. Two lifeboats were used to make a \_\_\_\_\_ for shelter.
9. It must have felt great to cross the last \_\_\_\_\_ and see the whaling station.
10. Shackleton used good \_\_\_\_\_ when he said that they should leave the boat.

## Synonyms

Write the spelling word that comes closest in meaning to each word below.

- |                  |                 |                       |
|------------------|-----------------|-----------------------|
| 11. avoid _____  | 15. bump _____  | 18. park worker _____ |
| 12. cause _____  | 16. edge _____  |                       |
| 13. mix up _____ | 17. story _____ | 19. move _____        |
| 14. fall _____   |                 |                       |

**Circle the misspelled words in the passage. Write the words correctly on the lines below.**

1. \_\_\_\_\_ 3. \_\_\_\_\_ 5. \_\_\_\_\_  
2. \_\_\_\_\_ 4. \_\_\_\_\_ 6. \_\_\_\_\_

**Write a paragraph about a time when you or someone you know had to be brave. Use four words from your spelling list.**

[illegible]

Name \_\_\_\_\_

Look at the words in each set below. One word in each set is spelled correctly. Use a pencil to fill in the circle next to the correct word. Before you begin, look at the sample set of words. Sample A has been done for you. Do Sample B by yourself. When you are sure you know what to do, you may go on with the rest of the page.

## Sample A:

- (A) bulge
- (B) bulge
- (C) bulje
- (D) buldge


## Sample B:

- (E) rigid
- (F) riggid
- (G) rijjid
- (H) ridgid

- |  |  |   |  |
|--|--|---|--|
| 1. (A) ajent<br>(B) agent<br>(C) aggent<br>(D) aigent              | 6. (E) plunje<br>(F) plundge<br>(G) plunge<br>(H) plunnge      | 11. (A) jumble<br>(B) jumbel<br>(C) jumbul<br>(D) gumble            | 16. (E) lejjend<br>(F) leggend<br>(G) lejend<br>(H) legend |
| 2. (E) bagage<br>(F) baggage<br>(G) bagguge<br>(H) baggadge        | 7. (A) giggsaw<br>(B) jiggsaw<br>(C) gigsaw<br>(D) jigsaw      | 12. (E) knowlege<br>(F) nowledge<br>(G) knowledge<br>(H) knowlledge | 17. (A) ranger<br>(B) ranjer<br>(C) rangger<br>(D) raneger |
| 3. (A) budge<br>(B) budje<br>(C) buge<br>(D) buhdge                | 8. (E) jolt<br>(F) golt<br>(G) giolt<br>(H) jollt              | 13. (A) lojje<br>(B) ladge<br>(C) logge<br>(D) lodge                | 18. (E) ridge<br>(F) rigge<br>(G) ridje<br>(H) rijje       |
| 4. (E) chalenge<br>(F) challenje<br>(G) challunge<br>(H) challenge | 9. (A) jernal<br>(B) journal<br>(C) gournal<br>(D) gernal      | 14. (E) luggage<br>(F) lugege<br>(G) luggije<br>(H) lugej           | 19. (A) surje<br>(B) surge<br>(C) serge<br>(D) serje       |
| 5. (A) damij<br>(B) dammage<br>(C) damage<br>(D) damadge           | 10. (E) judjment<br>(F) jujment<br>(G) jugment<br>(H) judgment | 15. (A) margein<br>(B) marjin<br>(C) margin<br>(D) marjein          | 20. (E) dudge<br>(F) dodddge<br>(G) dodge<br>(H) dodje     |

Name \_\_\_\_\_

**Fold back the paper along the dotted line. Write the words in the blanks as they are read aloud. When you finish the test, unfold the paper. Use the list at the right to correct any spelling mistakes.**



- |                                  |                |
|----------------------------------|----------------|
| 1. _____                         | 1. sweet       |
| 2. _____                         | 2. peel        |
| 3. _____                         | 3. peer        |
| 4. _____                         | 4. pole        |
| 5. _____                         | 5. poll        |
| 6. _____                         | 6. peal        |
| 7. _____                         | 7. waste       |
| 8. _____                         | 8. manner      |
| 9. _____                         | 9. current     |
| 10. _____                        | 10. manor      |
| 11. _____                        | 11. pier       |
| 12. _____                        | 12. waist      |
| 13. _____                        | 13. currant    |
| 14. _____                        | 14. presents   |
| 15. _____                        | 15. counsel    |
| 16. _____                        | 16. presence   |
| 17. _____                        | 17. council    |
| 18. _____                        | 18. stationary |
| 19. _____                        | 19. stationery |
| 20. _____                        | 20. suite      |
| <b>Review Words</b> 21. _____    | 21. journal    |
| 22. _____                        | 22. budge      |
| 23. _____                        | 23. ranger     |
| <b>Challenge Words</b> 24. _____ | 24. kernel     |
| 25. _____                        | 25. colonel    |



Name \_\_\_\_\_

## Using the Word Study Steps

1. LOOK at the word.
2. SAY the word aloud.
3. STUDY the letters in the word.
4. WRITE the word.
5. CHECK the word.  
Did you spell the word right?  
If not, go back to step 1.

## Fill-Ins

Fill in the missing letters of each word to form a spelling word.

- |                  |                     |                       |
|------------------|---------------------|-----------------------|
| 1. su____e       | 8. ma____r          | 15. pe____            |
| 2. sw____t       | 9. po____e          | 16. p____e____        |
| 3. p____r        | 10. pol____         | 17. prese____s        |
| 4. p____r        | 11. station____y    | 18. pre____e____c____ |
| 5. cur____en____ | 12. stati____er____ | 19. coun____i____     |
| 6. curr____t     | 13. wai____         | 20. cou____s____l     |
| 7. man____r      | 14. was____         |                       |

## Make a Puzzle

Make up a puzzle of your own using the space on this page. Give it to someone else to solve. Be sure to include at least five spelling words in your puzzle.





Name \_\_\_\_\_

poll  
presents  
stationary  
counsel  
peel

council  
current  
sweet  
peal  
stationery

waist  
peer  
manner  
presence  
pole

manor  
suite  
currant  
pier  
waste

Sort each spelling word according to its number of syllables. Then write the words on the lines below.

## One syllable

1. \_\_\_\_\_
2. \_\_\_\_\_
3. \_\_\_\_\_
4. \_\_\_\_\_
5. \_\_\_\_\_
6. \_\_\_\_\_
7. \_\_\_\_\_
8. \_\_\_\_\_
9. \_\_\_\_\_
10. \_\_\_\_\_

## Two syllables

1. \_\_\_\_\_
2. \_\_\_\_\_
3. \_\_\_\_\_
4. \_\_\_\_\_
5. \_\_\_\_\_
6. \_\_\_\_\_
7. \_\_\_\_\_
8. \_\_\_\_\_

## Four syllables

1. \_\_\_\_\_
2. \_\_\_\_\_

Use the spelling words above to help you write a poem of at least 4 lines.

1. \_\_\_\_\_
2. \_\_\_\_\_
3. \_\_\_\_\_
4. \_\_\_\_\_

Name \_\_\_\_\_

poll	council	waist	manor
presents	current	peer	suite
stationary	sweet	manner	currant
counsel	peal	presence	pier
peel	stationery	pole	waste

## What's the Word?

Complete each sentence with the correct spelling word.

1. Wesley used the leaves of his plant to make \_\_\_\_\_ for writing letters.
2. The fruit in Weslandia was yellow in color and tasted \_\_\_\_\_.
3. Wesley helped the plant grow around a \_\_\_\_\_ to keep it from falling down.
4. Wesley used everything that grew in Weslandia, so there was never any \_\_\_\_\_.
5. Wesley's parents heard a \_\_\_\_\_ of laughter coming from behind the plant.
6. Busy in the world of Weslandia, Wesley lost track of \_\_\_\_\_ events.
7. Wesley used to be scared in the \_\_\_\_\_ of older boys.
8. The boys in the neighborhood wanted to help form a \_\_\_\_\_ for Weslandia.
9. Before creating Weslandia, Wesley always acted in a shy, quiet \_\_\_\_\_.
10. In his swing, Wesley was able to \_\_\_\_\_ around the corner without being seen.

**Circle the misspelled words in the passage. Write the words correctly on the lines below.**

1. \_\_\_\_\_ 3. \_\_\_\_\_ 5. \_\_\_\_\_  
2. \_\_\_\_\_ 4. \_\_\_\_\_ 6. \_\_\_\_\_

**Write a paragraph about a summer project that you would like to try. Use four words from your spelling list.**

[illegible]

Name \_\_\_\_\_

Look at the words in each set below. One word in each set is spelled correctly. Use a pencil to fill in the circle next to the correct word. Before you begin, look at the sample set of words. Sample A has been done for you. Do Sample B by yourself. When you are sure you know what to do, you may go on with the rest of the page.

## Sample A:

- ☐ (A) flowr
- ☒ (B) flour
- ☐ (C) flouer
- ☐ (D) flauer


## Sample B:

- ☐ (E) flower
- ☐ (F) flowr
- ☐ (G) flouwer
- ☐ (H) flowwer

- |                                     |                                      |   |   |
|-------------------------------------|--------------------------------------|---|---|
| 1. <input type="radio"/> (A) suite  | 6. <input type="radio"/> (E) current | 11. <input type="radio"/> (A) stationarry | 16. <input type="radio"/> (E) peell     |
| <input type="radio"/> (B) suite     | <input type="radio"/> (F) curent     | <input type="radio"/> (B) stationary      | <input type="radio"/> (F) peel          |
| <input type="radio"/> (C) suete     | <input type="radio"/> (G) currennt   | <input type="radio"/> (C) staitionary     | <input type="radio"/> (G) peelee        |
| <input type="radio"/> (D) suette    | <input type="radio"/> (H) curennt    | <input type="radio"/> (D) staytionary     | <input type="radio"/> (H) peelle        |
| 2. <input type="radio"/> (E) sweet  | 7. <input type="radio"/> (A) mannir  | 12. <input type="radio"/> (E) stationery  | 17. <input type="radio"/> (A) pressunts |
| <input type="radio"/> (F) swete     | <input type="radio"/> (B) mannur     | <input type="radio"/> (F) staytionery     | <input type="radio"/> (B) presunts      |
| <input type="radio"/> (G) swet      | <input type="radio"/> (C) maner      | <input type="radio"/> (G) staitionery     | <input type="radio"/> (C) pressents     |
| <input type="radio"/> (H) swette    | <input type="radio"/> (D) manner     | <input type="radio"/> (H) stationerry     | <input type="radio"/> (D) presents      |
| 3. <input type="radio"/> (A) peire  | 8. <input type="radio"/> (E) mannor  | 13. <input type="radio"/> (A) wastte      | 18. <input type="radio"/> (E) pressence |
| <input type="radio"/> (B) piere     | <input type="radio"/> (F) manor      | <input type="radio"/> (B) wasste          | <input type="radio"/> (F) presence      |
| <input type="radio"/> (C) peir      | <input type="radio"/> (G) mannour    | <input type="radio"/> (C) waiste          | <input type="radio"/> (G) presense      |
| <input type="radio"/> (D) pier      | <input type="radio"/> (H) manur      | <input type="radio"/> (D) waste           | <input type="radio"/> (H) presensce     |
| 4. <input type="radio"/> (E) peer   | 9. <input type="radio"/> (A) poal    | 14. <input type="radio"/> (E) waist       | 19. <input type="radio"/> (A) counncil  |
| <input type="radio"/> (F) pere      | <input type="radio"/> (B) pollel     | <input type="radio"/> (F) waiset          | <input type="radio"/> (B) council       |
| <input type="radio"/> (G) perre     | <input type="radio"/> (C) pole       | <input type="radio"/> (G) waiste          | <input type="radio"/> (C) counccil      |
| <input type="radio"/> (H) peere     | <input type="radio"/> (D) poel       | <input type="radio"/> (H) waisst          | <input type="radio"/> (D) counsil       |
| 5. <input type="radio"/> (A) curant | 10. <input type="radio"/> (E) poll   | 15. <input type="radio"/> (A) peale       | 20. <input type="radio"/> (E) counsel   |
| <input type="radio"/> (B) currant   | <input type="radio"/> (F) pol        | <input type="radio"/> (B) peal            | <input type="radio"/> (F) counssel      |
| <input type="radio"/> (C) currannt  | <input type="radio"/> (G) polle      | <input type="radio"/> (C) peall           | <input type="radio"/> (G) counsell      |
| <input type="radio"/> (D) currantt  | <input type="radio"/> (H) poell      | <input type="radio"/> (D) peil            | <input type="radio"/> (H) counsell      |

Name \_\_\_\_\_

**Fold back the paper along the dotted line. Write the words in the blanks as they are read aloud. When you finish the test, unfold the paper. Use the list at the right to correct any spelling mistakes.**



- |                                  |                   |
|----------------------------------|-------------------|
| 1. _____                         | 1. prewash        |
| 2. _____                         | 2. disable        |
| 3. _____                         | 3. discolor       |
| 4. _____                         | 4. mistaken       |
| 5. _____                         | 5. preheats       |
| 6. _____                         | 6. mistrust       |
| 7. _____                         | 7. incorrect      |
| 8. _____                         | 8. disconnect     |
| 9. _____                         | 9. preview        |
| 10. _____                        | 10. prejudge      |
| 11. _____                        | 11. misjudge      |
| 12. _____                        | 12. discomfort    |
| 13. _____                        | 13. dismount      |
| 14. _____                        | 14. misunderstand |
| 15. _____                        | 15. disobey       |
| 16. _____                        | 16. dishonest     |
| 17. _____                        | 17. injustice     |
| 18. _____                        | 18. disapprove    |
| 19. _____                        | 19. inexpensive   |
| 20. _____                        | 20. indefinite    |
| <b>Review Words</b> 21. _____    | 21. presence      |
| 22. _____                        | 22. stationary    |
| 23. _____                        | 23. current       |
| <b>Challenge Words</b> 24. _____ | 24. prehistoric   |
| 25. _____                        | 25. misbehave     |



Name \_\_\_\_\_

## Using the Word Study Steps

1. LOOK at the word.
2. SAY the word aloud.
3. STUDY the letters in the word.
4. WRITE the word.
5. CHECK the word.  
Did you spell the word right?  
If not, go back to step 1.

## Find and Circle

Find and circle each of the spelling words in this puzzle. Words may read forward, backward, upward, downward, or diagonally.

D P R E J U D G E S K G I E D D P L H E  
Z I E C I T S U J N I L N V E I G U S T  
I R S E G D U J S I M G C I V S G A A I  
L I Z H P R E V I E W B O S O C E S W N  
D W X D O D I S A B L E R N R O N T E I  
R H X T N N A Y C D L F R E P M E A R F  
Y D B O O J E C P J R N E P P F K E P E  
Y E B O S I D S R E F G C X A O A H M D  
D I S M O U N T T E N K T E S R T E D N  
M I S U N D E R S T A N D N I T S R G I  
T C E N N O C S I D U R N I D U I P K J  
M I S T R U S T D I S C O L O R M D C A

List each of the words below as you find them in the puzzle.

- |          |           |           |
|----------|-----------|-----------|
| 1. _____ | 8. _____  | 15. _____ |
| 2. _____ | 9. _____  | 16. _____ |
| 3. _____ | 10. _____ | 17. _____ |
| 4. _____ | 11. _____ | 18. _____ |
| 5. _____ | 12. _____ | 19. _____ |
| 6. _____ | 13. _____ | 20. _____ |
| 7. _____ | 14. _____ |           |



Name \_\_\_\_\_

indefinite	disable	incorrect	dismount
preview	misunderstand	disobey	prewash
dishonest	inexpensive	prejudge	mistaken
disapprove	misjudge	discomfort	discolor
injustice	preheats	mistrust	disconnect

Sort each spelling word according to its prefix. Then write the words on the lines below.

***dis-***

1. \_\_\_\_\_
2. \_\_\_\_\_
3. \_\_\_\_\_
4. \_\_\_\_\_
5. \_\_\_\_\_
6. \_\_\_\_\_
7. \_\_\_\_\_
8. \_\_\_\_\_

***in-***

1. \_\_\_\_\_
2. \_\_\_\_\_
3. \_\_\_\_\_
4. \_\_\_\_\_

***mis-***

1. \_\_\_\_\_
2. \_\_\_\_\_
3. \_\_\_\_\_
4. \_\_\_\_\_

***pre-***

1. \_\_\_\_\_
2. \_\_\_\_\_
3. \_\_\_\_\_
4. \_\_\_\_\_

Name \_\_\_\_\_

indefinite	disable	incorrect	dismount
preview	misunderstand	disobey	prewash
dishonest	inexpensive	prejudge	mistaken
disapprove	misjudge	discomfort	discolor
injustice	preheats	mistrust	disconnect

## Similar Meanings

Write the spelling word that has the same, or almost the same, meaning.

- |                          |                               |
|--------------------------|-------------------------------|
| 1. wrong _____           | 6. go against the rules _____ |
| 2. lying _____           | 7. stain _____                |
| 3. unsure; unclear _____ | 8. uneasiness _____           |
| 4. cheap _____           | 9. divide _____               |
| 5. frown on _____        | 10. get down or get off _____ |

## Fill in the Blanks

Complete each sentence using the correct spelling word.

- Due to her haircut, she often was \_\_\_\_\_ for her sister.
- Since Lewis and Clark had no map, it was easy to \_\_\_\_\_ distances.
- When Clark first saw the ocean, he had a \_\_\_\_\_ of what we see today.
- Joseph Andrews once tried to \_\_\_\_\_ the machines that chop down trees.
- The destruction of our natural environment is a real \_\_\_\_\_.
- We began to \_\_\_\_\_ him when he continued to lie to us.
- When you \_\_\_\_\_ your clothes, you use up more water.
- His mother \_\_\_\_\_ the oven before cooking dinner.



**Circle the misspelled words in the passage. Write the words correctly on the lines below.**

1. \_\_\_\_\_ 3. \_\_\_\_\_ 5. \_\_\_\_\_  
2. \_\_\_\_\_ 4. \_\_\_\_\_ 6. \_\_\_\_\_

**Write a paragraph about things that you can do to help protect nature in your area. Use four words from your spelling list.**

[illegible]

Name \_\_\_\_\_

Look at the words in each set below. One word in each set is spelled correctly. Use a pencil to fill in the circle next to the correct word. Before you begin, look at the sample set of words. Sample A has been done for you. Do Sample B by yourself. When you are sure you know what to do, you may go on with the rest of the page.

## Sample A:

- (A) misshapp
- (B) mishapp
- (C) misshap
- (D) mishap


## Sample B:

- (E) missuse
- (F) misuse
- (G) misusse
- (H) missusse

- |                    |                       |                     |                    |
|--------------------|-----------------------|---------------------|--------------------|
| 1. (A) dissapprove | 6. (E) misstakken     | 11. (A) preheats    | 16. (E) discollor  |
| (B) disaprove      | (F) mistakken         | (B) preaheats       | (F) disccolor      |
| (C) dissapprove    | (G) misstaken         | (C) prehheats       | (G) disscolor      |
| (D) disaprove      | (H) mistaken          | (D) preheets        | (H) discolor       |
| 2. (E) discomfort  | 7. (A) mistrust       | 12. (E) inexpensive | 17. (A) disconnect |
| (F) disscomfort    | (B) misstrust         | (F) innexpensive    | (B) disconect      |
| (G) discomfort     | (C) misttrust         | (G) inexpensive     | (C) disconnecct    |
| (H) discommfort    | (D) mistrutt          | (H) inexpenssive    | (D) disconnect     |
| 3. (A) dishonnest  | 8. (E) misundderstand | 13. (A) injjustice  | 18. (E) missjudge  |
| (B) disshonest     | (F) missunderstand    | (B) injustice       | (F) misjudge       |
| (C) dishonest      | (G) misunderstand     | (C) injustisce      | (G) misjuge        |
| (D) disshonnest    | (H) misunnderstand    | (D) injusstic       | (H) misjudje       |
| 4. (E) dismount    | 9. (A) incorrect      | 14. (E) indefinnite | 19. (A) prejudje   |
| (F) dissmount      | (B) incorrec          | (F) indeffinite     | (B) prejudice      |
| (G) dismmount      | (C) incorreect        | (G) inddefinite     | (C) preejude       |
| (H) dissmmount     | (D) incorrec          | (H) indefinite      | (D) prejuge        |
| 5. (A) dissobey    | 10. (E) prevview      | 15. (A) disabel     | 20. (E) prewwash   |
| (B) disobey        | (F) prevewe           | (B) dissable        | (F) preewash       |
| (C) disobbey       | (G) prewew            | (C) disable         | (G) prewash        |
| (D) dissobbey      | (H) preview           | (D) dissabble       | (H) prewassh       |

Name \_\_\_\_\_

**Fold back the paper along the dotted line. Write the words in the blanks as they are read aloud. When you finish the test, unfold the paper. Use the list at the right to correct any spelling mistakes.**



- |                                  |                     |
|----------------------------------|---------------------|
| 1. _____                         | 1. sadness          |
| 2. _____                         | 2. gladness         |
| 3. _____                         | 3. needless         |
| 4. _____                         | 4. harmless         |
| 5. _____                         | 5. darkness         |
| 6. _____                         | 6. fullness         |
| 7. _____                         | 7. stillness        |
| 8. _____                         | 8. hopeless         |
| 9. _____                         | 9. fearless         |
| 10. _____                        | 10. weakness        |
| 11. _____                        | 11. bottomless      |
| 12. _____                        | 12. foolishness     |
| 13. _____                        | 13. fondness        |
| 14. _____                        | 14. effortless      |
| 15. _____                        | 15. meaningless     |
| 16. _____                        | 16. emptiness       |
| 17. _____                        | 17. forgiveness     |
| 18. _____                        | 18. motionless      |
| 19. _____                        | 19. ceaseless       |
| 20. _____                        | 20. fierceness      |
| <b>Review Words</b> 21. _____    | 21. dishonest       |
| 22. _____                        | 22. mistaken        |
| 23. _____                        | 23. preheats        |
| <b>Challenge Words</b> 24. _____ | 24. weightlessness  |
| 25. _____                        | 25. thoughtlessness |



Name \_\_\_\_\_

## Using the Word Study Steps

1. LOOK at the word.
2. SAY the word aloud.
3. STUDY the letters in the word.
4. WRITE the word.
5. CHECK the word.  
Did you spell the word right?  
If not, go back to step 1.

## Fill-Ins

Fill in the missing letters of each word to form a spelling word.

- |                        |                              |
|------------------------|------------------------------|
| 1. bottom _____s       | 11. ful _____s               |
| 2. cease _____s        | 12. hope _____ss             |
| 3. dark _____s         | 13. gla _____ess             |
| 4. effort _____s       | 14. mean _____ng _____ss     |
| 5. empt _____ss        | 15. har _____ess             |
| 6. fea _____ess        | 16. moti _____l _____ss      |
| 7. fierc _____n _____s | 17. need _____ss             |
| 8. fon _____es _____   | 18. sti _____l _____e _____s |
| 9. fooli _____ess      | 19. sa _____n _____s _____   |
| 10. forgiv _____ess    | 20. wea _____es _____        |

Use the spelling words above to write a poem of at least 4 lines.

1. \_\_\_\_\_
2. \_\_\_\_\_
3. \_\_\_\_\_
4. \_\_\_\_\_



Name \_\_\_\_\_

emptiness	fullness	motionless	hopeless
gladness	fierceness	stillness	ceaseless
bottomless	darkness	sadness	weakness
foolishness	effortless	needless	meaningless
harmless	forgiveness	fearless	fondness

Sort each spelling word by its suffix. On the lines below, write the spelling words with the **-less** suffix that have:

**two syllables**

1. \_\_\_\_\_
2. \_\_\_\_\_
3. \_\_\_\_\_
4. \_\_\_\_\_
5. \_\_\_\_\_

**three syllables**

1. \_\_\_\_\_
2. \_\_\_\_\_
3. \_\_\_\_\_
4. \_\_\_\_\_

Write the spelling words with the **-ness** suffix that have:

**two syllables**

1. \_\_\_\_\_
2. \_\_\_\_\_
3. \_\_\_\_\_
4. \_\_\_\_\_
5. \_\_\_\_\_
6. \_\_\_\_\_
7. \_\_\_\_\_
8. \_\_\_\_\_

**three syllables**

1. \_\_\_\_\_
2. \_\_\_\_\_
3. \_\_\_\_\_

Find the two spelling words that rhyme and write them on the lines below.

1. \_\_\_\_\_
2. \_\_\_\_\_

Name \_\_\_\_\_

emptiness	fullness	motionless	hopeless
gladness	fierceness	stillness	ceaseless
bottomless	darkness	sadness	weakness
foolishness	effortless	needless	meaningless
harmless	forgiveness	fearless	fondness

## Definitions

Write the spelling word that comes closest in meaning to the words below.

- still; not moving \_\_\_\_\_
- impossible; without a chance \_\_\_\_\_
- happiness \_\_\_\_\_
- unafraid \_\_\_\_\_
- not stopping \_\_\_\_\_
- unnecessary \_\_\_\_\_
- the absence of light \_\_\_\_\_
- not requiring energy \_\_\_\_\_
- causing little or no hurt \_\_\_\_\_
- love; affection \_\_\_\_\_

## Fill in the Blanks

Complete the sentences, using the correct spelling word.

- John's grandfather felt like he was in a \_\_\_\_\_ canyon.
- When John's grandfather saw the dead soldiers, he was filled with \_\_\_\_\_.
- After the battle, there was an eerie \_\_\_\_\_ on the field.
- The Navajo language was \_\_\_\_\_ to the Japanese, who didn't speak it.
- John began to appreciate the \_\_\_\_\_ of the soldiers.
- The \_\_\_\_\_ of the battlefield showed that the war had long been over.

**Circle the misspelled words in the passage. Write the words correctly on the lines below.**

1. \_\_\_\_\_ 3. \_\_\_\_\_ 5. \_\_\_\_\_  
2. \_\_\_\_\_ 4. \_\_\_\_\_ 6. \_\_\_\_\_

**Write a paragraph about what you would do if you had a code of your own. Use four words from your spelling list.**

This image shows a single sheet of white paper with horizontal blue or grey ruling lines. The lines are evenly spaced and run across the width of the page. There are approximately 20 lines visible. The paper has a slight shadow on the right side, suggesting it's resting on a surface.

Name \_\_\_\_\_

Look at the words in each set below. One word in each set is spelled correctly. Use a pencil to fill in the circle next to the correct word. Before you begin, look at the sample set of words. Sample A has been done for you. Do Sample B by yourself. When you are sure you know what to do, you may go on with the rest of the page.

## Sample A:

- ☐ A useless
- ☐ B usseless
- ☒ C useless
- ☐ D ueseless

## Sample B:


- ☐ E hapyness
- ☐ F happyness
- ☐ G hapiness
- ☐ H happiness

- |                                       |   |  |   |
|---------------------------------------|---|--|---|
| 1. <input type="radio"/> A botomless  | 6. <input type="radio"/> E fearless     | 11. <input type="radio"/> A fullness     | 16. <input type="radio"/> E motionlless |
| <input type="radio"/> B bottommless   | <input type="radio"/> F fearless        | <input type="radio"/> B fulness          | <input type="radio"/> F motionnless     |
| <input type="radio"/> C bottomless    | <input type="radio"/> G feerless        | <input type="radio"/> C fullnness        | <input type="radio"/> G mottionless     |
| <input type="radio"/> D botommless    | <input type="radio"/> H fereless        | <input type="radio"/> D fulnness         | <input type="radio"/> H motionless      |
| 2. <input type="radio"/> E ceaselless | 7. <input type="radio"/> A fiercenness  | 12. <input type="radio"/> E hopelless    | 17. <input type="radio"/> A needlless   |
| <input type="radio"/> F ceasless      | <input type="radio"/> B feircenness     | <input type="radio"/> F hopeless         | <input type="radio"/> B needeless       |
| <input type="radio"/> G ceaseless     | <input type="radio"/> C fiercenness     | <input type="radio"/> G hopless          | <input type="radio"/> C needless        |
| <input type="radio"/> H ceeseless     | <input type="radio"/> D feircenness     | <input type="radio"/> H hoppeless        | <input type="radio"/> D neadless        |
| 3. <input type="radio"/> A darknness  | 8. <input type="radio"/> E fondnness    | 13. <input type="radio"/> A gladdnness   | 18. <input type="radio"/> E stillness   |
| <input type="radio"/> B darkness      | <input type="radio"/> F fondnness       | <input type="radio"/> B gladnness        | <input type="radio"/> F stilness        |
| <input type="radio"/> C darknes       | <input type="radio"/> G fondnness       | <input type="radio"/> C gladdness        | <input type="radio"/> G stillnness      |
| <input type="radio"/> D darkkness     | <input type="radio"/> H fondness        | <input type="radio"/> D gladness         | <input type="radio"/> H stilness        |
| 4. <input type="radio"/> E efortlless | 9. <input type="radio"/> A foolishness  | 14. <input type="radio"/> E meaninglless | 19. <input type="radio"/> A sadnness    |
| <input type="radio"/> F effortlless   | <input type="radio"/> B foollishness    | <input type="radio"/> F meanningless     | <input type="radio"/> B saddness        |
| <input type="radio"/> G efortless     | <input type="radio"/> C foolishnness    | <input type="radio"/> G meaningless      | <input type="radio"/> C sadness         |
| <input type="radio"/> H effortless    | <input type="radio"/> D foollishnness   | <input type="radio"/> H meaninggless     | <input type="radio"/> D saddnness       |
| 5. <input type="radio"/> A emptynness | 10. <input type="radio"/> E forgiveness | 15. <input type="radio"/> A harmmless    | 20. <input type="radio"/> E weekness    |
| <input type="radio"/> B emptinness    | <input type="radio"/> F forggiveness    | <input type="radio"/> B harmless         | <input type="radio"/> F weakness        |
| <input type="radio"/> C epmtynness    | <input type="radio"/> G forgivenness    | <input type="radio"/> C harmlless        | <input type="radio"/> G weakeness       |
| <input type="radio"/> D emptiness     | <input type="radio"/> H foregiveness    | <input type="radio"/> D harrmless        | <input type="radio"/> H weaknness       |



Name \_\_\_\_\_

**Fold back the paper along the dotted line. Write the words in the blanks as they are read aloud. When you finish the test, unfold the paper. Use the list at the right to correct any spelling mistakes.**



- |                                  |                   |
|----------------------------------|-------------------|
| 1. _____                         | 1. impress        |
| 2. _____                         | 2. correct        |
| 3. _____                         | 3. elect          |
| 4. _____                         | 4. discuss        |
| 5. _____                         | 5. locate         |
| 6. _____                         | 6. decorate       |
| 7. _____                         | 7. confuse        |
| 8. _____                         | 8. estimate       |
| 9. _____                         | 9. impression     |
| 10. _____                        | 10. correction    |
| 11. _____                        | 11. election      |
| 12. _____                        | 12. discussion    |
| 13. _____                        | 13. location      |
| 14. _____                        | 14. decoration    |
| 15. _____                        | 15. confusion     |
| 16. _____                        | 16. estimation    |
| 17. _____                        | 17. concentrate   |
| 18. _____                        | 18. exhaust       |
| 19. _____                        | 19. concentration |
| 20. _____                        | 20. exhaustion    |
| <b>Review Words</b> 21. _____    | 21. hopeless      |
| 22. _____                        | 22. fearless      |
| 23. _____                        | 23. forgiveness   |
| <b>Challenge Words</b> 24. _____ | 24. conclude      |
| 25. _____                        | 25. conclusion    |



Name \_\_\_\_\_

## Using the Word Study Steps

1. LOOK at the word.
2. SAY the word aloud.
3. STUDY the letters in the word.
4. WRITE the word.
5. CHECK the word.  
Did you spell the word right?  
If not, go back to step 1.

## Fill-Ins

Fill in the missing letters of each word to form a spelling word.

- |                    |                  |
|--------------------|------------------|
| 1. disc____s       | 11. discus____on |
| 2. loca____        | 12. loca____n    |
| 3. imp____ss       | 13. impress____  |
| 4. el____t         | 14. corre____    |
| 5. elect____n      | 15. confu____    |
| 6. correc____on    | 16. decora____on |
| 7. decor____e      | 17. estim____ion |
| 8. confusi____     | 18. exhau____    |
| 9. concentrati____ | 19. exhaust____  |
| 10. concentra____  | 20. estim____e   |

## Alphabetical Order

Use the lines below to write the spelling words in alphabetical order.

- |          |           |           |           |
|----------|-----------|-----------|-----------|
| 1. _____ | 6. _____  | 11. _____ | 16. _____ |
| 2. _____ | 7. _____  | 12. _____ | 17. _____ |
| 3. _____ | 8. _____  | 13. _____ | 18. _____ |
| 4. _____ | 9. _____  | 14. _____ | 19. _____ |
| 5. _____ | 10. _____ | 15. _____ | 20. _____ |



Name \_\_\_\_\_

exhaustion  
decoration  
election  
impress  
locate

impression  
discussion  
confuse  
concentration  
exhaust

location  
discuss  
estimation  
correction  
decorate

elect  
correct  
confusion  
concentrate  
estimate

Sort each spelling word by finding the sound and spelling pattern to which it belongs. Write the spelling words with the ending spelled:

**-ate**

1. \_\_\_\_\_
2. \_\_\_\_\_
3. \_\_\_\_\_
4. \_\_\_\_\_

**-ct**

1. \_\_\_\_\_
2. \_\_\_\_\_

**-ss**

1. \_\_\_\_\_
2. \_\_\_\_\_

Write the spelling words with the ending spelled:

**-se**

1. \_\_\_\_\_

**-st**

1. \_\_\_\_\_

**-tion**

1. \_\_\_\_\_
2. \_\_\_\_\_
3. \_\_\_\_\_
4. \_\_\_\_\_

**-sion**

1. \_\_\_\_\_
2. \_\_\_\_\_
3. \_\_\_\_\_
5. \_\_\_\_\_
6. \_\_\_\_\_
7. \_\_\_\_\_

Name \_\_\_\_\_

exhaustion	impression	location	elect
decoration	discussion	discuss	correct
election	confuse	estimation	confusion
impress	concentration	correction	concentrate
locate	exhaust	decorate	estimate

## Meaning Match

Write the spelling word that matches each clue below.

- |                                      |  |
|--------------------------------------|--|
| 1. the state of being tired<br>_____ | 6. an opinion _____                    |
| 2. the act of thinking _____         | 7. to talk _____                       |
| 3. to guess _____                    | 8. to have a strong effect on<br>_____ |
| 4. the result of voting _____        | 9. a place _____                       |
| 5. to find _____                     | 10. the act of making right<br>_____   |

## Fill in the Blanks

Complete each sentence with a spelling word.

- Ana Rosa goes inside because when she works she needs to \_\_\_\_\_.
- At first, there was some \_\_\_\_\_ about the truth behind the sea monster.
- His Jeep blew \_\_\_\_\_ into the air.
- No one had time to \_\_\_\_\_ the porch for the planning meeting.
- Our first \_\_\_\_\_ was that it was a sea monster.
- They decided to \_\_\_\_\_ someone to watch from the tree.
- Their \_\_\_\_\_ about the sea monster lasted into the night.
- Ana Rosa was \_\_\_\_\_ about there being something in the water.

**Circle the misspelled words in the passage. Write the words correctly on the lines below.**

1. \_\_\_\_\_ 3. \_\_\_\_\_ 5. \_\_\_\_\_  
2. \_\_\_\_\_ 4. \_\_\_\_\_ 6. \_\_\_\_\_

**Write a paragraph about a time when you or a person you know planned an event or an activity. Use four words from your spelling list.**

[illegible]

Name \_\_\_\_\_

Look at the words in each set below. One word in each set is spelled correctly. Use a pencil to fill in the circle next to the correct word. Before you begin, look at the sample set of words. Sample A has been done for you. Do Sample B by yourself. When you are sure you know what to do, you may go on with the rest of the page.

## Sample A:

- (A) edditt
- (B) eddit
- (C) edit
- (D) editt

## Sample B:

- (E) eddition
- (F) edition
- (G) edittion
- (H) eddittion

- |   |  |   |   |
|---|--|---|---|
| 1. (A) concentrate<br>(B) conncentrate<br>(C) concennttrate<br>(D) concentratte     | 6. (E) corection<br>(F) correction<br>(G) correcktion<br>(H) corecktion    | 11. (A) esttimate<br>(B) esstimate<br>(C) estimmate<br>(D) estimate       | 16. (E) impresion<br>(F) impresion<br>(G) impression<br>(H) impression    |
| 2. (E) concetration<br>(F) concentration<br>(G) conncetration<br>(H) conncentration | 7. (A) deccorrate<br>(B) decorrate<br>(C) deccorate<br>(D) decorate        | 12. (E) estimmung<br>(F) esttimation<br>(G) estimation<br>(H) estimation  | 17. (A) locate<br>(B) loccate<br>(C) locatte<br>(D) loccatte              |
| 3. (A) confusse<br>(B) connffuse<br>(C) conffuse<br>(D) confuse                     | 8. (E) deccoration<br>(F) decoration<br>(G) deccorration<br>(H) decoration | 13. (A) exhaust<br>(B) exhaust<br>(C) exxhaust<br>(D) exhaustt            | 18. (E) loccation<br>(F) location<br>(G) locattion<br>(H) loccattion      |
| 4. (E) confusion<br>(F) conffusion<br>(G) confussion<br>(H) conffussion             | 9. (A) ellect<br>(B) elect<br>(C) eleckt<br>(D) elleckt                    | 14. (E) exhaustion<br>(F) exxhauition<br>(G) exhaustion<br>(H) exxauition | 19. (A) discusss<br>(B) disscus<br>(C) disscuss<br>(D) discuss            |
| 5. (A) correct<br>(B) corect<br>(C) correckt<br>(D) coreckt                         | 10. (E) election<br>(F) ellection<br>(G) elecktion<br>(H) ellecktion       | 15. (A) impress<br>(B) impress<br>(C) imppress<br>(D) impres              | 20. (E) discussion<br>(F) discusion<br>(G) disscussion<br>(H) disccussion |

Name \_\_\_\_\_

**Read each sentence. If an underlined word is spelled wrong, fill in the circle that goes with that word. If no word is spelled wrong, fill in the circle below NONE. Read Sample A and do Sample B.**

- |  |   |
|--|---|
| <b>A.</b> He had a <u>fondness</u> for starting a <u>needlis</u> discussion.<br><div style="display: flex; justify-content: space-around; width: 100%;"> <span>A</span> <span>B</span> <span>C</span> </div>                   | <div style="text-align: right;">NONE</div> <b>A.</b> (A) (B) (C) (D)  |
| <b>B.</b> I <u>challenge</u> you to try to <u>confyuse</u> the <u>ranger</u> .<br><div style="display: flex; justify-content: space-around; width: 100%;"> <span>E</span> <span>F</span> <span>G</span> </div>                 | <div style="text-align: right;">NONE</div> <b>B.</b> (E) (F) (G) (H)  |
| <b>1.</b> Her <u>jurnal</u> told of the <u>confusion</u> and <u>damage</u> .<br><div style="display: flex; justify-content: space-around; width: 100%;"> <span>A</span> <span>B</span> <span>C</span> </div>                   | <div style="text-align: right;">NONE</div> <b>1.</b> (A) (B) (C) (D)  |
| <b>2.</b> The <u>peel</u> of the fruit was <u>harmliss</u> , and even <u>sweet</u> .<br><div style="display: flex; justify-content: space-around; width: 100%;"> <span>E</span> <span>F</span> <span>G</span> </div>           | <div style="text-align: right;">NONE</div> <b>2.</b> (E) (F) (G) (H)  |
| <b>3.</b> <u>Curant</u> information shows our <u>estimate</u> to be <u>incorrect</u> .<br><div style="display: flex; justify-content: space-around; width: 100%;"> <span>A</span> <span>B</span> <span>C</span> </div>         | <div style="text-align: right;">NONE</div> <b>3.</b> (A) (B) (C) (D)  |
| <b>4.</b> It is an <u>injustice</u> to <u>disobey</u> people with so much <u>knollege</u> .<br><div style="display: flex; justify-content: space-around; width: 100%;"> <span>E</span> <span>F</span> <span>G</span> </div>    | <div style="text-align: right;">NONE</div> <b>4.</b> (E) (F) (G) (H)  |
| <b>5.</b> The real <u>challenge</u> will be to <u>estamate</u> the <u>correct</u> answer.<br><div style="display: flex; justify-content: space-around; width: 100%;"> <span>A</span> <span>B</span> <span>C</span> </div>      | <div style="text-align: right;">NONE</div> <b>5.</b> (A) (B) (C) (D)  |
| <b>6.</b> Please <u>consintrate</u> , and try to <u>locate</u> that <u>pole</u> .<br><div style="display: flex; justify-content: space-around; width: 100%;"> <span>E</span> <span>F</span> <span>G</span> </div>              | <div style="text-align: right;">NONE</div> <b>6.</b> (E) (F) (G) (H)  |
| <b>7.</b> The <u>plunge</u> seemed <u>harmless</u> , but caused <u>damadge</u> to the ship.<br><div style="display: flex; justify-content: space-around; width: 100%;"> <span>A</span> <span>B</span> <span>C</span> </div>    | <div style="text-align: right;">NONE</div> <b>7.</b> (A) (B) (C) (D)  |
| <b>8.</b> Their <u>incorrect</u> <u>knowledge</u> of whales was their <u>weekness</u> .<br><div style="display: flex; justify-content: space-around; width: 100%;"> <span>E</span> <span>F</span> <span>G</span> </div>        | <div style="text-align: right;">NONE</div> <b>8.</b> (E) (F) (G) (H)  |
| <b>9.</b> You're <u>mistaken</u> if you think <u>forgivniss</u> is <u>meaningless</u> .<br><div style="display: flex; justify-content: space-around; width: 100%;"> <span>A</span> <span>B</span> <span>C</span> </div>        | <div style="text-align: right;">NONE</div> <b>9.</b> (A) (B) (C) (D)  |
| <b>10.</b> The <u>preeview</u> showed their attempt to <u>locate</u> the North <u>Pole</u> .<br><div style="display: flex; justify-content: space-around; width: 100%;"> <span>E</span> <span>F</span> <span>G</span> </div>   | <div style="text-align: right;">NONE</div> <b>10.</b> (E) (F) (G) (H) |
| <b>11.</b> In the <u>legend</u> , John sat <u>moshonless</u> , asking for <u>forgiveness</u> .<br><div style="display: flex; justify-content: space-around; width: 100%;"> <span>A</span> <span>B</span> <span>C</span> </div> | <div style="text-align: right;">NONE</div> <b>11.</b> (A) (B) (C) (D) |


Name \_\_\_\_\_

12. Our current goal is meeningles, and I disapprove. 12. (E) (F) (G) (H) NONE  
E F G
13. He wrote about the swete fruit in the margin of his journal. 13. (A) (B) (C) (D) NONE  
A B C
14. You are misteaken if you think I will disobey current orders. 14. (E) (F) (G) (H) NONE  
E F G
15. It's a waiste to try to impress me or cure my sadness. 15. (A) (B) (C) (D) NONE  
A B C
16. I challenge you to lockate the correct position of the ship. 16. (E) (F) (G) (H) NONE  
E F G
17. His weakness is an injustice, and I strongly dissaproove. 17. (A) (B) (C) (D) NONE  
A B C
18. It's a waste of time to sit there motionless, refusing to peyl the fruit. 18. (E) (F) (G) (H) NONE  
E F G
19. It was a real chalinge to concentrate on the preview. 19. (A) (B) (C) (D) NONE  
A B C
20. The legend stated that the crew's plunje was harmless. 20. (E) (F) (G) (H) NONE  
E F G
21. Your estimate is incurrect and meaningless. 21. (A) (B) (C) (D) NONE  
A B C
22. The judgment caused confushun and then sadness. 22. (E) (F) (G) (H) NONE  
E F G
23. His journal had an estimate of the North Poll's size. 23. (A) (B) (C) (D) NONE  
A B C
24. In weakness and confusion, she lost the curreckt map. 24. (E) (F) (G) (H) NONE  
E F G
25. The misuse of waste in our environment is an enjustice, and I disapprove. 25. (A) (B) (C) (D) NONE  
A B C



Name \_\_\_\_\_

**Fold back the paper along the dotted line. Write the words in the blanks as they are read aloud. When you finish the test, unfold the paper. Use the list at the right to correct any spelling mistakes.**



- |                                  |                |
|----------------------------------|----------------|
| 1. _____                         | 1. astronaut   |
| 2. _____                         | 2. telephone   |
| 3. _____                         | 3. automobile  |
| 4. _____                         | 4. photography |
| 5. _____                         | 5. mechanical  |
| 6. _____                         | 6. myth        |
| 7. _____                         | 7. television  |
| 8. _____                         | 8. phonics     |
| 9. _____                         | 9. automatic   |
| 10. _____                        | 10. photograph |
| 11. _____                        | 11. telescope  |
| 12. _____                        | 12. mythical   |
| 13. _____                        | 13. telegraph  |
| 14. _____                        | 14. mechanic   |
| 15. _____                        | 15. telegram   |
| 16. _____                        | 16. telephoto  |
| 17. _____                        | 17. autograph  |
| 18. _____                        | 18. astronomer |
| 19. _____                        | 19. disaster   |
| 20. _____                        | 20. homophone  |
| <b>Review Words</b> 21. _____    | 21. correction |
| 22. _____                        | 22. discussion |
| 23. _____                        | 23. decoration |
| <b>Challenge Words</b> 24. _____ | 24. videophone |
| 25. _____                        | 25. photogenic |



Name \_\_\_\_\_

## Using the Word Study Steps

1. LOOK at the word.
2. SAY the word aloud.
3. STUDY the letters in the word.
4. WRITE the word.
5. CHECK the word.  
Did you spell the word right?  
If not, go back to step 1.

## Fill-Ins

Fill in the missing letters of each word to form a spelling word.

1. a \_\_\_\_ t \_\_\_\_ onaut
2. a \_\_\_\_ t \_\_\_\_ graph
3. aut \_\_\_\_ m \_\_\_\_ tic
4. a \_\_\_\_ to \_\_\_\_ \_\_\_\_ bile
5. m \_\_\_\_ \_\_\_\_ hical
6. \_\_\_\_ e \_\_\_\_ egraph
7. t \_\_\_\_ l \_\_\_\_ phone
8. \_\_\_\_ el \_\_\_\_ \_\_\_\_ cope
9. te \_\_\_\_ \_\_\_\_ \_\_\_\_ ision
10. te \_\_\_\_ eg \_\_\_\_ am
11. hom \_\_\_\_ \_\_\_\_ h \_\_\_\_ ne
12. p \_\_\_\_ o \_\_\_\_ ics
13. di \_\_\_\_ a \_\_\_\_ \_\_\_\_ er
14. \_\_\_\_ st \_\_\_\_ \_\_\_\_ nomer
15. p \_\_\_\_ \_\_\_\_ t \_\_\_\_ graph
16. \_\_\_\_ \_\_\_\_ otogr \_\_\_\_ phy
17. m \_\_\_\_ \_\_\_\_ h
18. me \_\_\_\_ \_\_\_\_ an \_\_\_\_ c
19. \_\_\_\_ ec \_\_\_\_ anic \_\_\_\_ l
20. t \_\_\_\_ le \_\_\_\_ \_\_\_\_ oto

## Make a Puzzle

Make up a puzzle of your own using the space on this page. Give it to someone else to solve. Be sure to include at least five spelling words in your puzzle.



Name \_\_\_\_\_

telegram  
mechanic  
automobile  
photography  
phonics

automatic  
disaster  
telephoto  
telescope  
mechanical

homophone  
telegraph  
astronomer  
autograph  
television

myth  
astronaut  
photograph  
telephone  
mythical

Sort each spelling word according to the Greek root it contains.  
Then write the words on the lines below. Some words may be  
placed into more than one category.

***astr***

1. \_\_\_\_\_

2. \_\_\_\_\_

3. \_\_\_\_\_

***auto***

1. \_\_\_\_\_

2. \_\_\_\_\_

3. \_\_\_\_\_

***photo***

1. \_\_\_\_\_

2. \_\_\_\_\_

3. \_\_\_\_\_

***tele***

1. \_\_\_\_\_

2. \_\_\_\_\_

3. \_\_\_\_\_

4. \_\_\_\_\_

5. \_\_\_\_\_

6. \_\_\_\_\_

***phon***

1. \_\_\_\_\_

2. \_\_\_\_\_

3. \_\_\_\_\_

***mech***

1. \_\_\_\_\_

2. \_\_\_\_\_

***myth***

1. \_\_\_\_\_

2. \_\_\_\_\_

Name \_\_\_\_\_

telegram	automatic	homophone	myth
mechanic	disaster	telegraph	astronaut
automobile	telephoto	astronomer	photograph
photography	telescope	autograph	telephone
phonics	mechanical	television	mythical

## Complete each sentence below with a spelling word.

1. Alexi gazed up at the stars through his \_\_\_\_\_.
2. A \_\_\_\_\_ of the Tsar would have let Yelena the Fair see how old he was.
3. Alexi had no \_\_\_\_\_, so he had to travel on a horse.
4. The Golden Mare is a \_\_\_\_\_ creature.
5. The word “fair” is a \_\_\_\_\_ of “fare” because it sounds the same but is spelled differently.
6. If Alexi hadn’t had the ring, it would have been a \_\_\_\_\_.
7. The Golden Mare told a \_\_\_\_\_ about how the ring was formed.
8. An \_\_\_\_\_ taught Alexi how to travel by using the stars.
9. The Tsar designed a \_\_\_\_\_ device for hunting birds.
10. The \_\_\_\_\_ was not yet invented at the time of the story.

## Write On!

### Use each spelling word in a sentence.

11. mechanic \_\_\_\_\_
12. television \_\_\_\_\_
13. astronaut \_\_\_\_\_
14. photography \_\_\_\_\_
15. autograph \_\_\_\_\_

**Circle the misspelled words in the passage. Write the words correctly on the lines below.**

“I was doing my phonicks homework when this show came on!” she exclaimed. “There’s a bird on TV that looks just like the one in the photograph you have. Turn on channel eight, if you’re home.”

1. \_\_\_\_\_ 2. \_\_\_\_\_ 3. \_\_\_\_\_  
4. \_\_\_\_\_ 5. \_\_\_\_\_ 6. \_\_\_\_\_

**Write a paragraph about what you would have done if you were Alexi and became Tsar. Use four words from your spelling list.**

[illegible]

Name \_\_\_\_\_

Look at the words in each set below. One word in each set is spelled correctly. Use a pencil to fill in the circle next to the correct word. Before you begin, look at the sample set of words. Sample A has been done for you. Do Sample B by yourself. When you are sure you know what to do, you may go on with the rest of the page.

## Sample A:

- Ⓐ kilometer
- Ⓑ killometer
- Ⓒ kilommeter
- Ⓓ killommeter


## Sample B:

- Ⓔ phoeton
- Ⓕ foton
- Ⓖ photton
- Ⓗ photon

- |                           |                               |                  |                                |
|---------------------------|-------------------------------|------------------|--------------------------------|
| 1. Ⓐ astron <del>at</del> | 6. Ⓔ telegraph                | 11. Ⓐ homopphone | 16. Ⓔ photoggraph <del>y</del> |
| Ⓑ astanaut                | Ⓕ tellegraph                  | Ⓑ hommophone     | Ⓕ phottography                 |
| Ⓒ astronaut               | Ⓖ telleggraph                 | Ⓒ homophone      | Ⓖ photagraphy                  |
| Ⓓ astranat                | Ⓗ telegraph                   | Ⓓ hommopphone    | Ⓗ photography                  |
| 2. Ⓔ autagraph            | 7. Ⓐ tellepphone              | 12. Ⓔ phanics    | 17. Ⓐ mytth                    |
| Ⓕ autograph               | Ⓑ telepphone                  | Ⓕ phonix         | Ⓑ mith                         |
| Ⓖ auttograph              | Ⓒ tellephone                  | Ⓖ phonnics       | Ⓒ myth                         |
| Ⓗ autograf                | Ⓓ telephone                   | Ⓗ phonics        | Ⓓ myeth                        |
| 3. Ⓐ automattic           | 8. Ⓔ tellescope               | 13. Ⓐ disaster   | 18. Ⓔ machanic                 |
| Ⓑ automatic               | Ⓕ telescope                   | Ⓑ dissaster      | Ⓕ mechanic                     |
| Ⓒ auttomatic              | Ⓖ telesscope                  | Ⓒ disasster      | Ⓖ mecanic                      |
| Ⓓ auttomattic             | Ⓗ tellesscope                 | Ⓓ dissasster     | Ⓗ macanic                      |
| 4. Ⓔ autommobile          | 9. Ⓐ telle <del>vi</del> sion | 14. Ⓔ astranomer | 19. Ⓐ mechanical               |
| Ⓕ autommobil              | Ⓑ television                  | Ⓕ astronomer     | Ⓑ mecanical                    |
| Ⓖ automobil               | Ⓒ televission                 | Ⓖ astronommer    | Ⓒ mechanacal                   |
| Ⓗ automobile              | Ⓓ telle <del>vi</del> ssion   | Ⓗ asrtonnomer    | Ⓓ mecanacal                    |
| 5. Ⓐ mythical             | 10. Ⓔ telegram                | 15. Ⓐ photograph | 20. Ⓔ telephoto                |
| Ⓑ mythiccal               | Ⓕ telegram                    | Ⓑ phottograph    | Ⓕ tellephoto                   |
| Ⓒ mithical                | Ⓖ telegramm                   | Ⓒ photoggraph    | Ⓖ telefoto                     |
| Ⓓ mithiccal               | Ⓗ telleggramm                 | Ⓓ phottograph    | Ⓗ tellefoto                    |

Name \_\_\_\_\_

**Fold back the paper along the dotted line. Write the words in the blanks as they are read aloud. When you finish the test, unfold the paper. Use the list at the right to correct any spelling mistakes.**



- |           |                   |
|-----------|-------------------|
| 1. _____  | 1. subtraction    |
| 2. _____  | 2. transportation |
| 3. _____  | 3. missile        |
| 4. _____  | 4. portable       |
| 5. _____  | 5. export         |
| 6. _____  | 6. committee      |
| 7. _____  | 7. respect        |
| 8. _____  | 8. transport      |
| 9. _____  | 9. tractor        |
| 10. _____ | 10. spectator     |
| 11. _____ | 11. attraction    |
| 12. _____ | 12. dismiss       |
| 13. _____ | 13. inspector     |
| 14. _____ | 14. distract      |
| 15. _____ | 15. spectacle     |
| 16. _____ | 16. inspect       |
| 17. _____ | 17. mission       |
| 18. _____ | 18. import        |
| 19. _____ | 19. intermission  |
| 20. _____ | 20. suspect       |
| 21. _____ | 21. telescope     |
| 22. _____ | 22. astronaut     |
| 23. _____ | 23. photograph    |
| 24. _____ | 24. spectacular   |
| 25. _____ | 25. protractor    |

## Review Words

## Challenge Words



Name \_\_\_\_\_

## Using the Word Study Steps

1. LOOK at the word.
2. SAY the word aloud.
3. STUDY the letters in the word.
4. WRITE the word.
5. CHECK the word.  
Did you spell the word right?  
If not, go back to step 1.

## Find and Circle

Find and circle each of the spelling words in this puzzle. Words may read forward, backward, upward, or downward.

E R E S P E C T S S I M S I D O A A S R  
L V T R A N S P O R T I M P O R T T P O  
I H S N O I T A T R O P S N A R T T E T  
S W M C N E E E T T I M M O C N Z R C C  
S N O I S S I M R E T N I T Y F F A T E  
I I P D I S T R A C T G N Q M P R C A P  
M T P O R T A B L E T C E P S U S T T S  
E L C A T C E P S T C E P S N I M I O N  
N O I S S I M R J T R A C T O R J O R I  
N O I T C A R T B U S E X P O R T N Z O

List the words below as you find them in the puzzle.

- |          |           |           |
|----------|-----------|-----------|
| 1. _____ | 8. _____  | 15. _____ |
| 2. _____ | 9. _____  | 16. _____ |
| 3. _____ | 10. _____ | 17. _____ |
| 4. _____ | 11. _____ | 18. _____ |
| 5. _____ | 12. _____ | 19. _____ |
| 6. _____ | 13. _____ | 20. _____ |
| 7. _____ | 14. _____ |           |





Name \_\_\_\_\_

transport  
spectacle  
distract  
respect  
spectator

attraction  
committee  
tractor  
import  
mission

intermission  
dismiss  
export  
suspect  
subtraction

portable  
missile  
transportation  
inspector  
inspect

Sort each spelling word according to the Latin root it contains.  
Then write the words on the lines below.

## *mit/miss*

- |          |          |          |
|----------|----------|----------|
| 1. _____ | 3. _____ | 5. _____ |
| 2. _____ | 4. _____ |          |

## *port*

- |          |          |          |
|----------|----------|----------|
| 1. _____ | 3. _____ | 5. _____ |
| 2. _____ | 4. _____ |          |

## *spect*

- |          |          |          |
|----------|----------|----------|
| 1. _____ | 3. _____ | 5. _____ |
| 2. _____ | 4. _____ | 6. _____ |

## *tract*

- |          |          |
|----------|----------|
| 1. _____ | 3. _____ |
| 2. _____ | 4. _____ |

Name \_\_\_\_\_

transport	attraction	intermission	portable
spectacle	committee	dismiss	missile
distract	tractor	export	transportation
respect	import	suspect	inspector
spectator	mission	subtraction	inspect

## Definitions

Write the spelling word that has the same, or almost the same, meaning.

1. group of people assigned to one task \_\_\_\_\_
2. person who finds out information or judges something \_\_\_\_\_
3. a task or project \_\_\_\_\_
4. to send away; a product that is sent from one country to another  
\_\_\_\_\_
5. able to be moved from one place to another \_\_\_\_\_
6. special regard for a person or thing \_\_\_\_\_
7. vehicle used for farming \_\_\_\_\_
8. the act of removing or taking away \_\_\_\_\_
9. a person who witnesses an event \_\_\_\_\_
10. to shift attention away from something \_\_\_\_\_

## Fill in the Blanks

Complete each sentence with a spelling word.

11. I \_\_\_\_\_ that camping is not much fun in the rain.
12. Cars, buses, trucks, and trains are all forms of \_\_\_\_\_.
13. Some people like to \_\_\_\_\_ their food before they eat it.
14. I wonder whether other countries \_\_\_\_\_ hot dogs from the United States.
15. We left the play during the \_\_\_\_\_ because we were tired.

**Circle the misspelled words in the passage. Write the words correctly on the lines below.**

1. \_\_\_\_\_ 2. \_\_\_\_\_ 3. \_\_\_\_\_  
4. \_\_\_\_\_ 5. \_\_\_\_\_ 6. \_\_\_\_\_

**Write a paragraph about why you would or would not like to go camping. Use four words from your spelling list.**

[illegible]

Name \_\_\_\_\_

Look at the words in each set below. One word in each set is spelled correctly. Use a pencil to fill in the circle next to the correct word. Before you begin, look at the sample set of words. Sample A has been done for you. Do Sample B by yourself. When you are sure you know what to do, you may go on with the rest of the page.

## Sample A:

- (A) miccroscope
- (B) mycroscope
- (C) microscope
- (D) mykroscope


## Sample B:

- (E) eequal
- (F) equal
- (G) equel
- (H) equall

- |   |  |   |  |
|---|--|---|--|
| 1. (A) suspect<br>(B) susspect<br>(C) susspect<br>(D) suspect         | 6. (E) specktable<br>(F) spectacle<br>(G) spectacle<br>(H) spectackle            | 11. (A) transportashion<br>(B) transsparation<br>(C) transportation<br>(D) transportation | 16. (E) committee<br>(F) comittee<br>(G) commitee<br>(H) comitee                 |
| 2. (E) distract<br>(F) disstract<br>(G) disttract<br>(H) dissttract   | 7. (A) subbttraction<br>(B) subtttraction<br>(C) subbtraction<br>(D) subtraction | 12. (E) attraction<br>(F) atraction<br>(G) attracktion<br>(H) attracshion                 | 17. (A) intermishion<br>(B) intermisshion<br>(C) intermision<br>(D) intermission |
| 3. (A) export<br>(B) exxport<br>(C) expport<br>(D) exporrt            | 8. (E) tractor<br>(F) tracter<br>(G) tracktor<br>(H) trackter                    | 13. (A) innspector<br>(B) inspector<br>(C) innspector<br>(D) inspector                    | 18. (E) porteble<br>(F) portable<br>(G) portabel<br>(H) portebel                 |
| 4. (E) insspect<br>(F) innspect<br>(G) inspect<br>(H) innsspect       | 9. (A) impport<br>(B) immport<br>(C) import<br>(D) importt                       | 14. (E) missille<br>(F) misile<br>(G) missile<br>(H) misille                              | 19. (A) respekt<br>(B) resspect<br>(C) respect<br>(D) rispect                    |
| 5. (A) spectater<br>(B) spectator<br>(C) specktator<br>(D) specktater | 10. (E) transsport<br>(F) transport<br>(G) transpport<br>(H) transsportt         | 15. (A) mishion<br>(B) mision<br>(C) mission<br>(D) misshion                              | 20. (E) dismiss<br>(F) dissmis<br>(G) dissmis<br>(H) dismis                      |

Name \_\_\_\_\_

**Fold back the paper along the dotted line. Write the words in the blanks as they are read aloud. When you finish the test, unfold the paper. Use the list at the right to correct any spelling mistakes.**



- |                                  |               |
|----------------------------------|---------------|
| 1. _____                         | 1. clothes    |
| 2. _____                         | 2. January    |
| 3. _____                         | 3. cereal     |
| 4. _____                         | 4. mortal     |
| 5. _____                         | 5. lunar      |
| 6. _____                         | 6. atlas      |
| 7. _____                         | 7. ocean      |
| 8. _____                         | 8. salute     |
| 9. _____                         | 9. fury       |
| 10. _____                        | 10. echo      |
| 11. _____                        | 11. cycle     |
| 12. _____                        | 12. cyclone   |
| 13. _____                        | 13. gigantic  |
| 14. _____                        | 14. Olympics  |
| 15. _____                        | 15. territory |
| 16. _____                        | 16. terrace   |
| 17. _____                        | 17. parasol   |
| 18. _____                        | 18. fortune   |
| 19. _____                        | 19. furious   |
| 20. _____                        | 20. gracious  |
| <b>Review Words</b> 21. _____    | 21. suspect   |
| 22. _____                        | 22. inspect   |
| 23. _____                        | 23. mission   |
| <b>Challenge Words</b> 24. _____ | 24. jovial    |
| 25. _____                        | 25. venerable |



Name \_\_\_\_\_

## Using the Word Study Steps

1. LOOK at the word.
2. SAY the word aloud.
3. STUDY the letters in the word.
4. WRITE the word.
5. CHECK the word.  
Did you spell the word right?  
If not, go back to step 1.

## Fill-Ins

Fill in the missing letters of each word to form a spelling word.

- |                        |                            |
|------------------------|----------------------------|
| 1. c ____ re ____ l    | 11. mo ____ ____ al        |
| 2. te ____ ra ____ e   | 12. f ____ ____ y          |
| 3. gr ____ ____ ious   | 13. f ____ ____ ious       |
| 4. e ____ ____ o       | 14. J ____ n ____ ____ ry  |
| 5. gi ____ an ____ ic  | 15. O ____ ____ mp ____ cs |
| 6. o ____ e ____ n     | 16. s ____ lu ____ e       |
| 7. at ____ ____ s      | 17. c ____ ____ le         |
| 8. cl ____ t ____ es   | 18. cy ____ lo ____ e      |
| 9. ter ____ i ____ ory | 19. l ____ n ____ r        |
| 10. p ____ ra ____ ol  | 20. for ____ ____ ____ e   |

Use the spelling words above to help you write a poem of at least four lines.

1. \_\_\_\_\_
2. \_\_\_\_\_
3. \_\_\_\_\_
4. \_\_\_\_\_



Name \_\_\_\_\_

territory  
atlas  
gracious  
terrace  
clothes

cycle  
lunar  
Olympics  
parasol  
cereal

salute  
gigantic  
fortune  
mortal  
January

furious  
echo  
ocean  
cyclone  
fury

**Sort each spelling word according to the number of syllables it contains. Then write the words on the lines below.**

## One syllable

1. \_\_\_\_\_

## Two syllables

1. \_\_\_\_\_

7. \_\_\_\_\_

2. \_\_\_\_\_

8. \_\_\_\_\_

3. \_\_\_\_\_

9. \_\_\_\_\_

4. \_\_\_\_\_

10. \_\_\_\_\_

5. \_\_\_\_\_

11. \_\_\_\_\_

6. \_\_\_\_\_

12. \_\_\_\_\_

## Three syllables

1. \_\_\_\_\_

4. \_\_\_\_\_

2. \_\_\_\_\_

5. \_\_\_\_\_

3. \_\_\_\_\_

## Four syllables

1. \_\_\_\_\_

2. \_\_\_\_\_

Name \_\_\_\_\_

territory  
atlas  
gracious  
terrace  
clothes

cycle  
lunar  
Olympics  
parasol  
cereal

salute  
gigantic  
fortune  
mortal  
January

furious  
echo  
ocean  
cyclone  
fury

## Complete each sentence below with a spelling word.

1. Hannah helped raise money to build a \_\_\_\_\_ playground.
2. Whether you win or lose, it's important to be \_\_\_\_\_.
3. One famous athlete has his picture on a box of \_\_\_\_\_.
4. The \_\_\_\_\_ are held every four years in a different country.
5. You can look in an \_\_\_\_\_ to find a map of where the Olympics will be held.
6. The new playground will not cost a \_\_\_\_\_ to build.
7. You can hear the \_\_\_\_\_ of your own voice if the Olympic stadium is empty.
8. Many athletes train by swimming in the \_\_\_\_\_ during the warmer months.
9. Putting on \_\_\_\_\_ can sometimes be challenging for people with disabilities.
10. The new school gym program will begin in \_\_\_\_\_.

## Write On!

### Use each spelling word in a sentence.

11. parasol \_\_\_\_\_
12. cyclone \_\_\_\_\_
13. terrace \_\_\_\_\_
14. mortal \_\_\_\_\_
15. territory \_\_\_\_\_



Name \_\_\_\_\_

**Circle the misspelled words in the passage. Write the words correctly on the lines below.**

Jake heard his footsteps ecko as he walked into the jigantic stadium. Today he would compete in his first Olimpicks. He had been training since Janyuary. He swam in the osean three times a week and had been watching his diet closely. This morning he had eaten a bowl of sereal and and a piece of toast. The day he had been waiting for had finally come.

1. \_\_\_\_\_ 2. \_\_\_\_\_ 3. \_\_\_\_\_  
4. \_\_\_\_\_ 5. \_\_\_\_\_ 6. \_\_\_\_\_

## Writing Activity

**Write a paragraph about a time when you helped someone accomplish a goal. Use four words from your spelling list.**

This image shows a single sheet of white paper with horizontal blue or grey ruling lines. The lines are evenly spaced and run across the width of the page. There are approximately 20 lines visible. The paper has a slight shadow on the right side, suggesting it's resting on a surface.

Name \_\_\_\_\_

Look at the words in each set below. One word in each set is spelled correctly. Use a pencil to fill in the circle next to the correct word. Before you begin, look at the sample set of words. Sample A has been done for you. Do Sample B by yourself. When you are sure you know what to do, you may go on with the rest of the page.

## Sample A:

- Ⓐ Wednesday
- Ⓑ Wendsday
- Ⓒ Whendsday
- Ⓓ Wensday


## Sample B:

- Ⓔ Saturday
- Ⓕ Saturday
- Ⓖ Satterday
- Ⓗ Saterday

- |                |                 |                 |                |
|----------------|-----------------|-----------------|----------------|
| 1. Ⓐ cereal    | 6. Ⓔ ocean      | 11. Ⓐ moretal   | 16. Ⓔ selute   |
| Ⓑ sereal       | Ⓕ ohcean        | Ⓑ mortle        | Ⓕ salute       |
| Ⓒ cereal       | Ⓖ oshun         | Ⓒ mortel        | Ⓖ sallute      |
| Ⓓ cerial       | Ⓗ oacean        | Ⓓ mortal        | Ⓗ sellute      |
| 2. Ⓔ terrase   | 7. Ⓐ atlas      | 12. Ⓔ fuery     | 17. Ⓐ cicle    |
| Ⓕ terace       | Ⓑ atlass        | Ⓕ fury          | Ⓑ scycle       |
| Ⓖ terrace      | Ⓒ atlas         | Ⓖ fuiry         | Ⓒ cycle        |
| Ⓗ terase       | Ⓓ attlass       | Ⓗ furey         | Ⓓ scicle       |
| 3. Ⓐ gracious  | 8. Ⓔ cloathez   | 13. Ⓐ fuirious  | 18. Ⓔ cyclone  |
| Ⓑ grashious    | Ⓕ clothez       | Ⓑ fureious      | Ⓕ ciclone      |
| Ⓒ graceious    | Ⓖ cloathes      | Ⓒ furious       | Ⓖ scyclone     |
| Ⓓ grayshus     | Ⓗ clothes       | Ⓓ fuerious      | Ⓗ sciclone     |
| 4. Ⓔ echoe     | 9. Ⓐ territorry | 14. Ⓔ January   | 19. Ⓐ loonar   |
| Ⓕ ecko         | Ⓑ territory     | Ⓕ Jannuary      | Ⓑ luner        |
| Ⓖ ecco         | Ⓒ teritory      | Ⓖ Januery       | Ⓒ lunear       |
| Ⓗ echo         | Ⓓ teritorry     | Ⓗ Januarry      | Ⓓ lunar        |
| 5. Ⓐ giggantic | 10. Ⓔ parasol   | 15. Ⓐ Olympicks | 20. Ⓔ foretune |
| Ⓑ gigantic     | Ⓕ parassol      | Ⓑ Olimpicks     | Ⓕ fortune      |
| Ⓒ jiggantic    | Ⓖ parrasol      | Ⓒ Ollympicks    | Ⓖ fourtune     |
| Ⓓ jiggantic    | Ⓗ parasoll      | Ⓓ Olympicks     | Ⓗ fortun       |

Name \_\_\_\_\_

**Fold back the paper along the dotted line. Write the words in the blanks as they are read aloud. When you finish the test, unfold the paper. Use the list at the right to correct any spelling mistakes.**



- |                                  |                |
|----------------------------------|----------------|
| 1. _____                         | 1. tripod      |
| 2. _____                         | 2. triplet     |
| 3. _____                         | 3. unicorn     |
| 4. _____                         | 4. uniform     |
| 5. _____                         | 5. unison      |
| 6. _____                         | 6. biweekly    |
| 7. _____                         | 7. triple      |
| 8. _____                         | 8. bicycle     |
| 9. _____                         | 9. tricycle    |
| 10. _____                        | 10. unicycle   |
| 11. _____                        | 11. triangle   |
| 12. _____                        | 12. bisect     |
| 13. _____                        | 13. trio       |
| 14. _____                        | 14. unify      |
| 15. _____                        | 15. centipede  |
| 16. _____                        | 16. centimeter |
| 17. _____                        | 17. century    |
| 18. _____                        | 18. binoculars |
| 19. _____                        | 19. universe   |
| 20. _____                        | 20. university |
| <b>Review Words</b> 21. _____    | 21. cereal     |
| 22. _____                        | 22. terrace    |
| 23. _____                        | 23. atlas      |
| <b>Challenge Words</b> 24. _____ | 24. bilingual  |
| 25. _____                        | 25. trilogy    |



Name \_\_\_\_\_

## Using the Word Study Steps

1. LOOK at the word.
2. SAY the word aloud.
3. STUDY the letters in the word.
4. WRITE the word.
5. CHECK the word.  
Did you spell the word right?  
If not, go back to step 1.

## Find and Circle

Find and circle each of the spelling words in this puzzle. Words may read forward, backward, upward, downward, or diagonally.

E N B B E S N N K N C J K O T J T  
U D P I I R R A R I O T G R I R E  
N E E U S W Q A R O E S I S I T S  
I L L P N E E T L X C P I C Y R R  
F P L O I I C E F U L I Y N G I E  
O I I Z Y T V T K E C C N E U A V  
R R F M K I N E T L L O N U T N I  
M T Y F I N U E R E Y N N R Q G N  
E L C Y C I N U C S U T I I B L U  
R E T E M I T N E C I P R L B E G  
E L C Y C I B A L K O T I I C M R  
C E N T U R Y Q B D D D Y B O O Q

List the words below as you find them in the puzzle.

- |          |           |           |
|----------|-----------|-----------|
| 1. _____ | 8. _____  | 15. _____ |
| 2. _____ | 9. _____  | 16. _____ |
| 3. _____ | 10. _____ | 17. _____ |
| 4. _____ | 11. _____ | 18. _____ |
| 5. _____ | 12. _____ | 19. _____ |
| 6. _____ | 13. _____ | 20. _____ |
| 7. _____ | 14. _____ |           |



Name \_\_\_\_\_

uniform  
trio  
universe  
binoculars  
triplet

unison  
tripod  
biweekly  
unicycle  
centimeter

bisect  
university  
triangle  
centipede  
triple

tricycle  
unify  
bicycle  
unicorn  
century

Sort each spelling word according to its prefix. Then write the words on the lines below.

***uni-***

1. \_\_\_\_\_
2. \_\_\_\_\_
3. \_\_\_\_\_
4. \_\_\_\_\_

5. \_\_\_\_\_
6. \_\_\_\_\_
7. \_\_\_\_\_

***bi-***

1. \_\_\_\_\_
2. \_\_\_\_\_

3. \_\_\_\_\_
4. \_\_\_\_\_

***tri-***

1. \_\_\_\_\_
2. \_\_\_\_\_
3. \_\_\_\_\_

4. \_\_\_\_\_
5. \_\_\_\_\_
6. \_\_\_\_\_

***cent-***

1. \_\_\_\_\_
2. \_\_\_\_\_
3. \_\_\_\_\_

Name \_\_\_\_\_

uniform

trio

universe

binoculars

triplet

unison

tripod

biweekly

unicycle

centimeter

bisect

university

triangle

centipede

triple

tricycle

unify

bicycle

unicorn

century

## Definitions

Write the spelling word that has the same, or almost the same, meaning.

1. a name for three musical performers \_\_\_\_\_
2. a wormlike animal with many pairs of legs \_\_\_\_\_
3. an imaginary horselike animal with a single, long horn \_\_\_\_\_
4. a figure with three sides and three angles \_\_\_\_\_
5. occurring every two weeks \_\_\_\_\_
6. a group or set of three, usually in music \_\_\_\_\_
7. a mode of transportation that has one wheel \_\_\_\_\_
8. to cut into two equal parts \_\_\_\_\_
9. a unit of length \_\_\_\_\_
10. together or at the same time \_\_\_\_\_

## Fill in the Blanks

Complete each sentence with a spelling word.

11. Each member of the balloonist club wore a red \_\_\_\_\_.
12. It would be strange to see a grownup riding a \_\_\_\_\_.
13. Ballooning can bring people closer together and \_\_\_\_\_ an entire state.
14. One man improved the hot-air balloon about a \_\_\_\_\_ ago.
15. Ballooning can make you feel like you are exploring the \_\_\_\_\_.
16. Using \_\_\_\_\_, you can see people below from hundreds of feet in the air.

**Circle the misspelled words in the passage. Write the words correctly on the lines below.**

Jean-Pierre Blanchard and John Jefferies took one of the most daring trips of the sentury. They practiced biweeklie to make sure that everything went smoothly. The trip was going well until the temperature got colder, and they began to sink. “Help us!” they cried in unisun. To make the balloon lighter, Blanchard removed part of his unaform. Using his banoculars, Jefferies could see a small place to land. On the way down, they missed a tree branch by less than a centumeter.

1. \_\_\_\_\_ 2. \_\_\_\_\_ 3. \_\_\_\_\_  
4. \_\_\_\_\_ 5. \_\_\_\_\_ 6. \_\_\_\_\_

## Writing Activity

**Write a paragraph about where you would go if you had a chance to ride in a hot-air balloon. Use four words from your spelling list.**

This image shows a blank sheet of white paper with horizontal ruling lines. The lines are evenly spaced and run across the width of the page. There are no margins, text, or other markings on the paper.

Name \_\_\_\_\_

Look at the words in each set below. One word in each set is spelled correctly. Use a pencil to fill in the circle next to the correct word. Before you begin, look at the sample set of words. Sample A has been done for you. Do Sample B by yourself. When you are sure you know what to do, you may go on with the rest of the page.

## Sample A:

- (A) byplane
- (B) biplane
- (C) bipplane
- (D) biplain

## Sample B:


- (E) trident
- (F) triedent
- (G) trident
- (H) trydent

- |  |  |   |  |
|--|--|---|--|
| 1. (A) unniform<br>(B) unniform<br>(C) unifform<br>(D) uniform   | 6. (E) uniccorn<br>(F) unicorn<br>(G) unnicorn<br>(H) unicorrn     | 11. (A) biweekly<br>(B) byweekly<br>(C) bieweekly<br>(D) biweakly         | 16. (E) centurruy<br>(F) centtury<br>(G) century<br>(H) centturruy           |
| 2. (E) biesect<br>(F) bissect<br>(G) bisect<br>(H) bysect        | 7. (A) unify<br>(B) unnify<br>(C) unefy<br>(D) uniffy              | 12. (E) bynoculars<br>(F) binnoculars<br>(G) binoculars<br>(H) binoculars | 17. (A) centipede<br>(B) centtipede<br>(C) centipeed<br>(D) centippede       |
| 3. (A) trycycle<br>(B) triscycle<br>(C) tricycle<br>(D) tricicle | 8. (E) unisson<br>(F) unnison<br>(G) unison<br>(H) unnisson        | 13. (A) tryangle<br>(B) triangel<br>(C) triangle<br>(D) trieangle         | 18. (E) centimetter<br>(F) centimmeter<br>(G) centimeter<br>(H) centimmetter |
| 4. (E) triplet<br>(F) tripplet<br>(G) tripllet<br>(H) trippllett | 9. (A) univearse<br>(B) unniverse<br>(C) univverse<br>(D) universe | 14. (E) bisickle<br>(F) biecycle<br>(G) bycycle<br>(H) bicycle            | 19. (A) tripod<br>(B) triepod<br>(C) trypod<br>(D) trippod                   |
| 5. (A) tripel<br>(B) tripple<br>(C) triple<br>(D) trippel        | 10. (E) unicycle<br>(F) unicle<br>(G) uniscycle<br>(H) unnicycle   | 15. (A) trio<br>(B) treeo<br>(C) trio<br>(D) tryo                         | 20. (E) universsity<br>(F) universeity<br>(G) univversity<br>(H) university  |



Name \_\_\_\_\_

**Fold back the paper along the dotted line. Write the words in the blanks as they are read aloud. When you finish the test, unfold the paper. Use the list at the right to correct any spelling mistakes.**



- |                                  |                  |
|----------------------------------|------------------|
| 1. _____                         | 1. enjoyable     |
| 2. _____                         | 2. breakable     |
| 3. _____                         | 3. favorable     |
| 4. _____                         | 4. likable       |
| 5. _____                         | 5. usable        |
| 6. _____                         | 6. respectable   |
| 7. _____                         | 7. affordable    |
| 8. _____                         | 8. possible      |
| 9. _____                         | 9. reasonable    |
| 10. _____                        | 10. laughable    |
| 11. _____                        | 11. comfortable  |
| 12. _____                        | 12. convertible  |
| 13. _____                        | 13. invisible    |
| 14. _____                        | 14. honorable    |
| 15. _____                        | 15. capable      |
| 16. _____                        | 16. sensible     |
| 17. _____                        | 17. unbelievable |
| 18. _____                        | 18. bearable     |
| 19. _____                        | 19. collapsible  |
| 20. _____                        | 20. suitable     |
| <b>Review Words</b> 21. _____    | 21. uniform      |
| 22. _____                        | 22. bicycle      |
| 23. _____                        | 23. triangle     |
| <b>Challenge Words</b> 24. _____ | 24. manageable   |
| 25. _____                        | 25. tangible     |



Name \_\_\_\_\_

## Using the Word Study Steps

1. LOOK at the word.
2. SAY the word aloud.
3. STUDY the letters in the word.
4. WRITE the word.
5. CHECK the word.  
Did you spell the word right?  
If not, go back to step 1.

## Fill-Ins

Fill in the missing letters of each word to form a spelling word.

- |                      |                          |
|----------------------|--------------------------|
| 1. collaps _____ e   | 11. invis _____ l _____  |
| 2. break _____ e     | 12. reason _____ l _____ |
| 3. afford _____ e    | 13. respect _____ e      |
| 4. us _____ e        | 14. sens _____ l _____   |
| 5. bear _____ e      | 15. unbeliev _____ e     |
| 6. favor _____ e     | 16. poss _____ l _____   |
| 7. cap _____ l _____ | 17. suit _____ e         |
| 8. enjoy _____       | 18. laugh _____          |
| 9. honor _____ e     | 19. lik _____            |
| 10. convert _____ e  | 20. comfort _____        |

## Alphabetical Order

Use the lines below to write the spelling words in alphabetical order.

- |          |           |           |           |
|----------|-----------|-----------|-----------|
| 1. _____ | 6. _____  | 11. _____ | 16. _____ |
| 2. _____ | 7. _____  | 12. _____ | 17. _____ |
| 3. _____ | 8. _____  | 13. _____ | 18. _____ |
| 4. _____ | 9. _____  | 14. _____ | 19. _____ |
| 5. _____ | 10. _____ | 15. _____ | 20. _____ |



Name \_\_\_\_\_

honorable  
enjoyable  
breakable  
convertible  
usable

favorable  
collapsible  
unbelievable  
affordable  
bearable

invisible  
laughable  
sensible  
respectable  
reasonable

likable  
suitable  
possible  
comfortable  
capable

Sort each spelling word according to its ending. Then write the words on the lines below.

***-able***

- |          |           |           |
|----------|-----------|-----------|
| 1. _____ | 6. _____  | 11. _____ |
| 2. _____ | 7. _____  | 12. _____ |
| 3. _____ | 8. _____  | 13. _____ |
| 4. _____ | 9. _____  | 14. _____ |
| 5. _____ | 10. _____ | 15. _____ |

***-ible***

- |          |          |
|----------|----------|
| 1. _____ | 4. _____ |
| 2. _____ | 5. _____ |
| 3. _____ |          |

## Make a Puzzle

Make up a puzzle of your own using the space on this page. Give it to someone else to solve. Be sure to include at least five spelling words in your puzzle.

Name \_\_\_\_\_

honorable	usable	affordable	sensible	suitable
enjoyable	favorable	bearable	respectable	possible
breakable	collapsible	invisible	reasonable	comfortable
convertible	unbelievable	laughable	likable	capable

## Sentence Completions

Complete each sentence below with a spelling word.

- Many tiny creatures are \_\_\_\_\_ to the human eye without a microscope.
- Dennis likes microscopes and thinks that looking through them is \_\_\_\_\_.
- The scientists had a \_\_\_\_\_ tent that could fold up quickly.
- Those delicate glass test tubes are \_\_\_\_\_, so be careful with them.
- Dennis is a \_\_\_\_\_ scientist who can easily do many things.
- That broken microscope is not \_\_\_\_\_ and needs to be fixed.
- She is a \_\_\_\_\_ scientist because her work is always well researched.
- Being a scientist is an \_\_\_\_\_ job because it helps future generations.
- Some colleges are expensive, but others are more \_\_\_\_\_.
- We had never seen so much ash before—it was \_\_\_\_\_!

## Similar Meanings

Write the spelling word that has the same, or almost the same, meaning.

- |                                       |                                |
|---------------------------------------|--------------------------------|
| 11. cozy _____                        | 15. having good sense _____    |
| 12. pleasant _____                    | 16. capable of happening _____ |
| 13. capable of being dealt with _____ | 17. funny _____                |
| 14. practical _____                   | 18. proper _____               |

**Circle the misspelled words in the passage. Write the words correctly on the lines provided.**

Welcome to the Hawaii Science College! We do our best to make getting a science degree affordable for everyone. You will find the cost of our classes reasonable. Also, we want your time here as a student to be enjoyable. Our teachers are likeable people who will help you meet the challenge of college-level homework. With a degree from our school, anything is possible! So let's start the tour. Please let me know whether we can do anything to make your visit here more comfortable.

1. \_\_\_\_\_ 2. \_\_\_\_\_ 3. \_\_\_\_\_  
4. \_\_\_\_\_ 5. \_\_\_\_\_ 6. \_\_\_\_\_

## Writing Activity

**Write a paragraph about your favorite outdoor activity or school subject. Use four words from your spelling list.**

[illegible]

Name \_\_\_\_\_

Look at the words in each set below. One word in each set is spelled correctly. Use a pencil to fill in the circle next to the correct word. Before you begin, look at the sample set of words. Sample A has been done for you. Do Sample B by yourself. When you are sure you know what to do, you may go on with the rest of the page.

## Sample A:

- (A) invinceable
- (B) invincable
- (C) invincible
- (D) invinceible

## Sample B:

- (E) dooible
- (F) doible
- (G) doable
- (H) dooable

- |   |  |   |  |
|---|--|---|--|
| 1. (A) collapseable<br>(B) collapseible<br>(C) collapsible<br>(D) collapsable | 6. (E) favoreable<br>(F) favorable<br>(G) favorable<br>(H) favoreible          | 11. (A) invisible<br>(B) invisable<br>(C) invissible<br>(D) inivissable           | 16. (E) possible<br>(F) possable<br>(G) posible<br>(H) posable                 |
| 2. (E) breakable<br>(F) breakible<br>(G) brakeable<br>(H) brakeible           | 7. (A) capeible<br>(B) capeable<br>(C) capable<br>(D) capible                  | 12. (E) reasonnable<br>(F) reasonable<br>(G) reasonable<br>(H) reasonnible        | 17. (A) suitable<br>(B) suitable<br>(C) suiteable<br>(D) suiteible             |
| 3. (A) affordable<br>(B) afordable<br>(C) affordible<br>(D) afordible         | 8. (E) enjoyyible<br>(F) enjoyyable<br>(G) enjoyable<br>(H) enjoyable          | 13. (A) respectable<br>(B) respectable<br>(C) respecttible<br>(D) respecttable    | 18. (E) laghable<br>(F) laghible<br>(G) laughible<br>(H) laughable             |
| 4. (E) usabel<br>(F) useible<br>(G) usable<br>(H) usable                      | 9. (A) honorable<br>(B) honorable<br>(C) honororable<br>(D) horrible           | 14. (E) senseable<br>(F) sensible<br>(G) senseible<br>(H) sensible                | 19. (A) likeible<br>(B) likable<br>(C) likible<br>(D) likkable                 |
| 5. (A) bearible<br>(B) bearable<br>(C) bearrable<br>(D) bearible              | 10. (E) convertible<br>(F) convertable<br>(G) converttible<br>(H) converttable | 15. (A) unbelievable<br>(B) unbelieveible<br>(C) unbelievable<br>(D) unbelievable | 20. (E) comforttable<br>(F) comforttible<br>(G) comfortable<br>(H) comfortable |

Name \_\_\_\_\_

**Read each sentence. If an underlined word is spelled wrong, fill in the circle that goes with that word. If no word is spelled wrong, fill in the circle below NONE. Read Sample A and do Sample B.**

- |   |   |
|---|---|
| <b>A.</b> I <u>suspect</u> that there was a <u>disaster</u> during <u>intermishun</u> .<br><div style="display: flex; justify-content: space-around; width: 100%;"> <span>A</span> <span>B</span> <span>C</span> </div>       | <p style="text-align: right;">NONE</p> <b>A.</b> (A) (B) (C) (D)  |
| <b>B.</b> I saw the <u>spectacle</u> at the <u>Olimpics</u> with <u>binoculars</u> .<br><div style="display: flex; justify-content: space-around; width: 100%;"> <span>E</span> <span>F</span> <span>G</span> </div>          | <p style="text-align: right;">NONE</p> <b>B.</b> (E) (F) (G) (H)  |
| <b>1.</b> My <u>automobile</u> and <u>television</u> make me <u>comfertible</u> .<br><div style="display: flex; justify-content: space-around; width: 100%;"> <span>A</span> <span>B</span> <span>C</span> </div>             | <p style="text-align: right;">NONE</p> <b>1.</b> (A) (B) (C) (D)  |
| <b>2.</b> The <u>myth</u> involved a <u>unacorn</u> and an <u>invisible</u> forest.<br><div style="display: flex; justify-content: space-around; width: 100%;"> <span>E</span> <span>F</span> <span>G</span> </div>           | <p style="text-align: right;">NONE</p> <b>2.</b> (E) (F) (G) (H)  |
| <b>3.</b> Being an <u>astronaut</u> is a <u>respectable</u> and <u>enjoyibel</u> job.<br><div style="display: flex; justify-content: space-around; width: 100%;"> <span>A</span> <span>B</span> <span>C</span> </div>         | <p style="text-align: right;">NONE</p> <b>3.</b> (A) (B) (C) (D)  |
| <b>4.</b> They took a <u>fotograph</u> of the <u>gigantic</u> <u>ocean</u> .<br><div style="display: flex; justify-content: space-around; width: 100%;"> <span>E</span> <span>F</span> <span>G</span> </div>                  | <p style="text-align: right;">NONE</p> <b>4.</b> (E) (F) (G) (H)  |
| <b>5.</b> The <u>automobile</u> and <u>bicicle</u> are forms of <u>transportation</u> .<br><div style="display: flex; justify-content: space-around; width: 100%;"> <span>A</span> <span>B</span> <span>C</span> </div>       | <p style="text-align: right;">NONE</p> <b>5.</b> (A) (B) (C) (D)  |
| <b>6.</b> I'll be <u>furius</u> if you <u>distract</u> me while I'm on the <u>telephone</u> !<br><div style="display: flex; justify-content: space-around; width: 100%;"> <span>E</span> <span>F</span> <span>G</span> </div> | <p style="text-align: right;">NONE</p> <b>6.</b> (E) (F) (G) (H)  |
| <b>7.</b> The <u>comitee</u> wanted to <u>inspect</u> the school <u>uniform</u> .<br><div style="display: flex; justify-content: space-around; width: 100%;"> <span>A</span> <span>B</span> <span>C</span> </div>             | <p style="text-align: right;">NONE</p> <b>7.</b> (A) (B) (C) (D)  |
| <b>8.</b> It's <u>possible</u> to have a <u>rispectible</u> job and earn a <u>fortune</u> .<br><div style="display: flex; justify-content: space-around; width: 100%;"> <span>E</span> <span>F</span> <span>G</span> </div>   | <p style="text-align: right;">NONE</p> <b>8.</b> (E) (F) (G) (H)  |
| <b>9.</b> It's not always <u>enjoyable</u> to ride a <u>bicycle</u> in <u>Janaruy</u> .<br><div style="display: flex; justify-content: space-around; width: 100%;"> <span>A</span> <span>B</span> <span>C</span> </div>       | <p style="text-align: right;">NONE</p> <b>9.</b> (A) (B) (C) (D)  |
| <b>10.</b> Is the story about the <u>unicorn</u> a <u>mith</u> , or is it <u>possible</u> ?<br><div style="display: flex; justify-content: space-around; width: 100%;"> <span>E</span> <span>F</span> <span>G</span> </div>   | <p style="text-align: right;">NONE</p> <b>10.</b> (E) (F) (G) (H) |
| <b>11.</b> <u>Comfortable</u> <u>transpertaton</u> is a product of this <u>century</u> .<br><div style="display: flex; justify-content: space-around; width: 100%;"> <span>A</span> <span>B</span> <span>C</span> </div>      | <p style="text-align: right;">NONE</p> <b>11.</b> (A) (B) (C) (D) |
| <b>12.</b> I'd like to <u>inpsect</u> that <u>gigantic</u> <u>territory</u> near the lake.<br><div style="display: flex; justify-content: space-around; width: 100%;"> <span>E</span> <span>F</span> <span>G</span> </div>    | <p style="text-align: right;">NONE</p> <b>12.</b> (E) (F) (G) (H) |

- © Macmillan/McGraw-Hill